



Note: Document originally drafted in the English language.
注释: 文件最初用英语起草。

Product Description

The G-2090TRI is a 5.0" (127 mm) 125 kV, 1,428 kJ (2.0 MHU) maximum anode heat content, rotating anode insert. This metal center section insert is designed for radiography, cineradiography, digital and film screen angiography procedures. The insert features a 12° rhenium-tungsten facing on molybdenum with a graphite backed target and is available with the following nominal focal spots:

0.3 - 0.6 - 1.0
IEC 60336

Nominal Anode Input Power

Small - 14 kW IEC 60613
Intermediate - 45 kW IEC 60613
Large - 82 kW IEC 60613

For the equivalent anode input power of 450 Watts

Maximum Anode Cooling Rate:

3,700 W (5,170 HU/sec)

Maximum continuous anode heat dissipation:

3,700 W (5,170 HU/sec)

Reference Axis:

Perpendicular to port face.

This insert is intended for use in Varex Imaging B-240H housings.

产品说明

G-2090TRI, 是一款具有 127 mm, (5.0"), 125 kV, 1,428 kJ (2.0 MHU) 最大阳极热容量的旋转阳极 X 射线管芯。该管芯中心部分为金属材料,可用于放射成像、电影射线摄影、数字和胶片屏幕血管造影过程。该管芯的靶盘结构为 12°靶角, 铼钨钼合金靶材, 石墨基底, 可提供下列尺寸的标称焦点:

0.3 - 0.6 - 1.0
IEC 60336

标称阳极输入功率

小焦点 - 14 kW IEC 60613
中号焦点 - 45 kW IEC 60613
大焦点 - 82 kW IEC 60613
对于 450 W 的阳极输入等效功率

最大阳极冷却率:

3,700 W (5,170 HU/sec)

最大连续阳极热耗:

3,700 W (5,170 HU/sec)

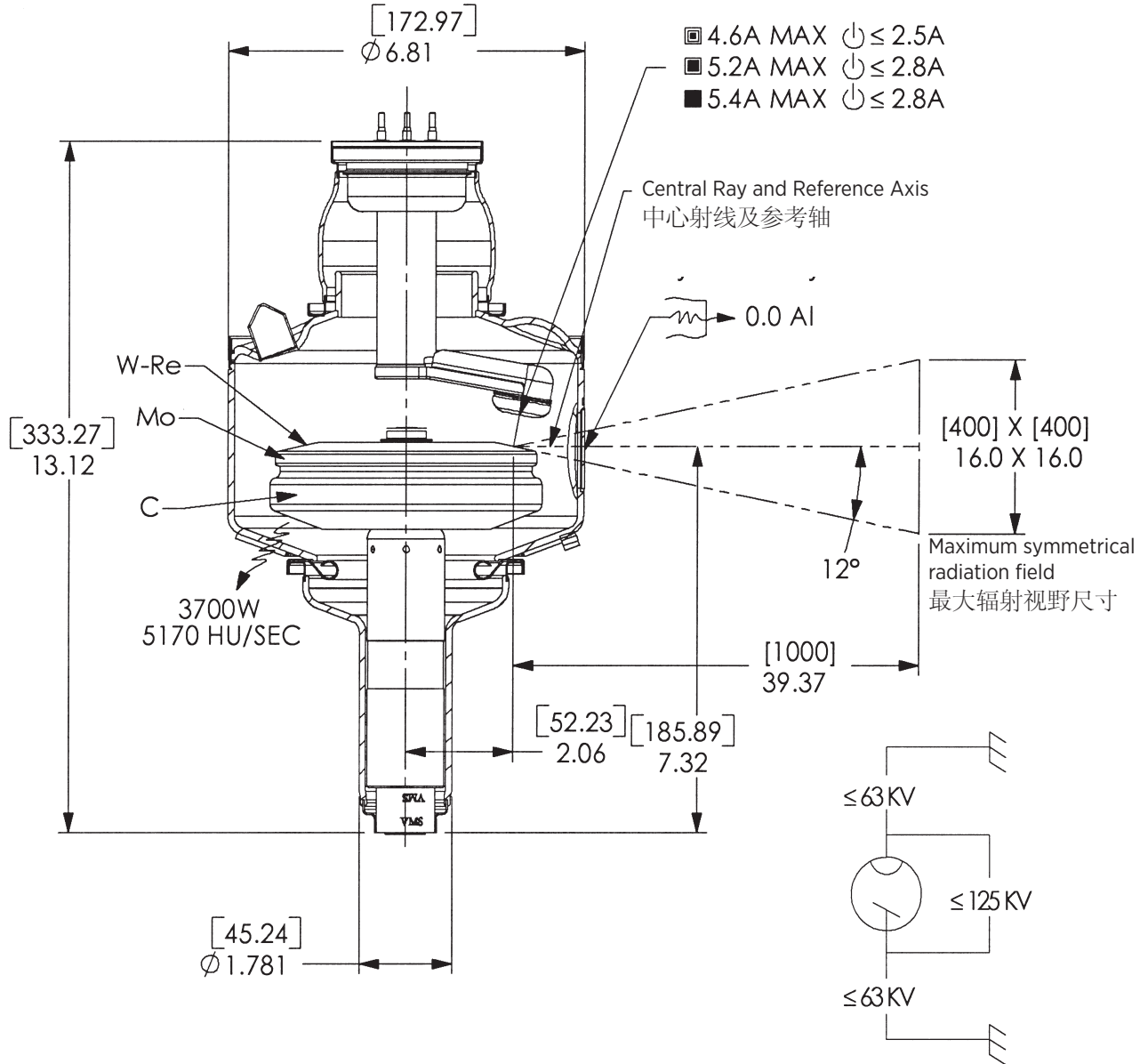
参考轴

垂直于窗口面。

该管芯适用于 万睿视影像 B-240H 管套。



Dimensions are for Reference only
维度是供仅参考



Small - White
小焦点 - 白

Large - Black
大焦点 - 黑

Stand - By
备用

X-Ray Tube
X 射线管

Intermediate
中号

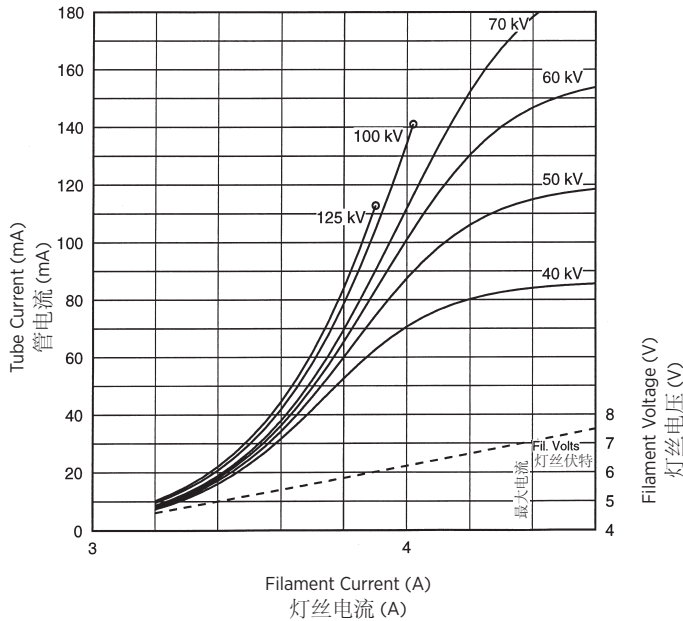
Common - Red
公共 - 红色

Frame or Chasis
框架或底盘

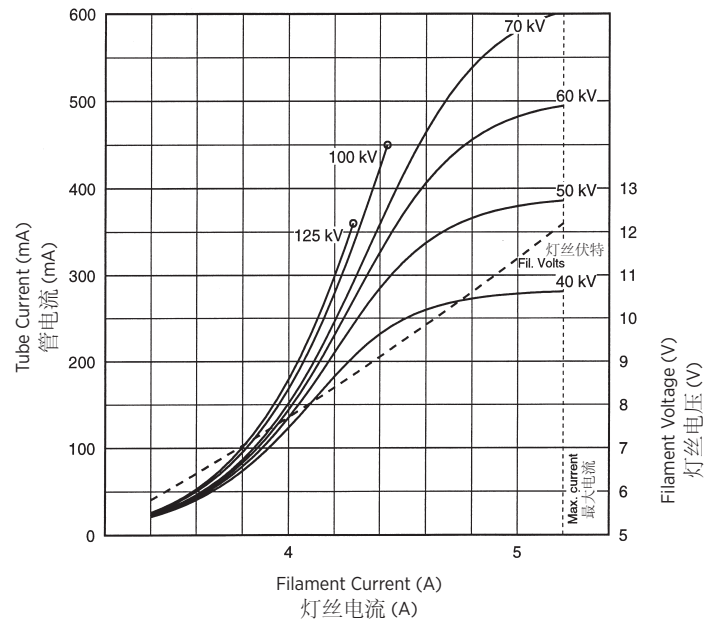
Radiation Filter or Filtration
辐射过滤器或过滤

3∅ 全波

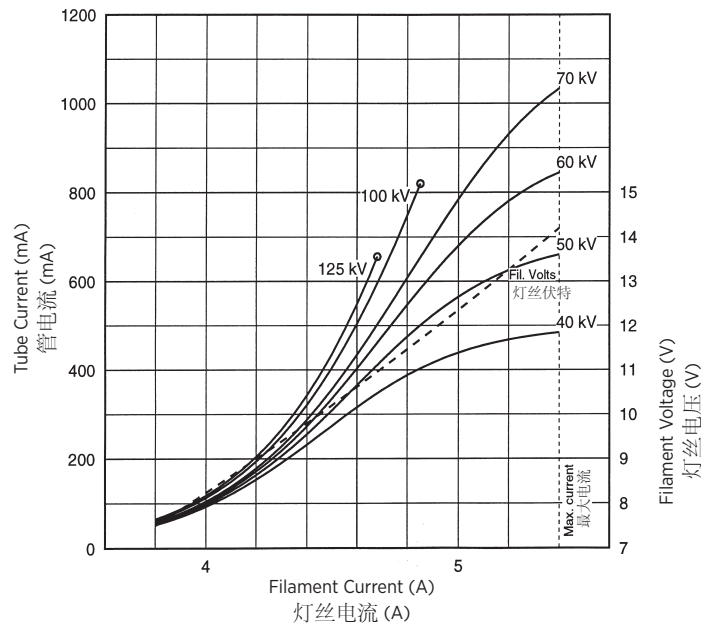
THREE PHASE EMISSION (± .15 A) 三相发射 (± .15 A)
0.3



THREE PHASE EMISSION (± .15 A) 三相发射 (± .15 A)
0.6



THREE PHASE EMISSION (± .15 A) 三相发射 (± .15 A)
1.0



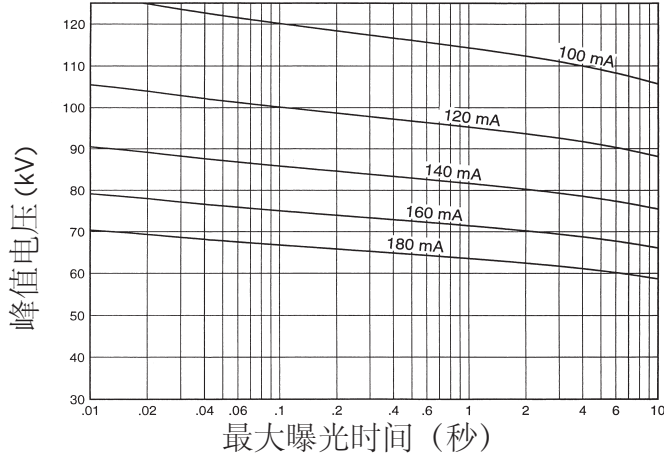
Note: When using these emission curves for trial exposures, refer to the power rating curves shown for maximum kV, tube emission, filament current, exposure time, and target speed.

注释: 当为试验曝光使用这些辐射曲线时, 请同时参考额定功率曲线中与最大管电压、管电流、灯丝电流、曝光时间和阳极靶转速相关的限制条件。

3 Ø 恒定电压

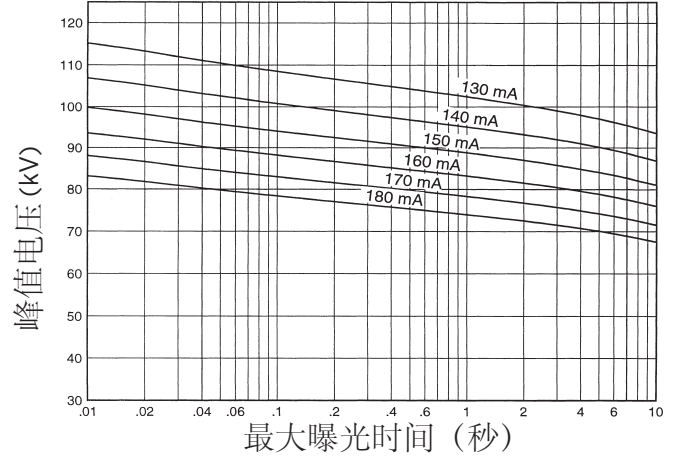
100 Hz

标称焦点大小 - 0.3

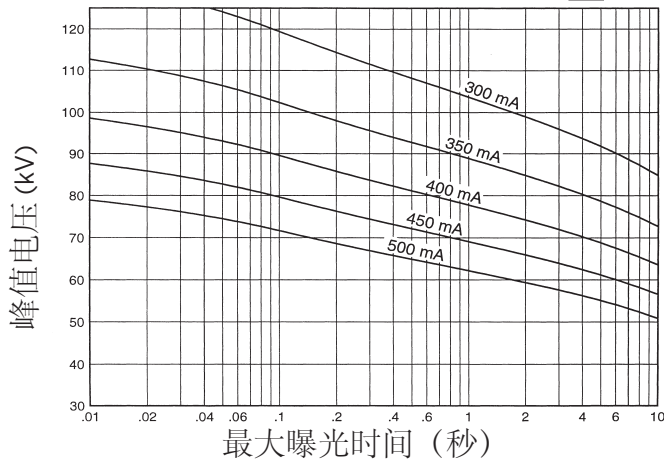


150 Hz

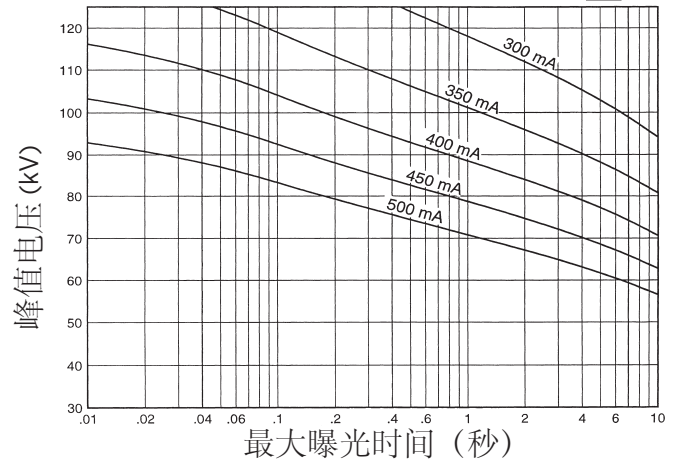
标称焦点大小 - 0.3



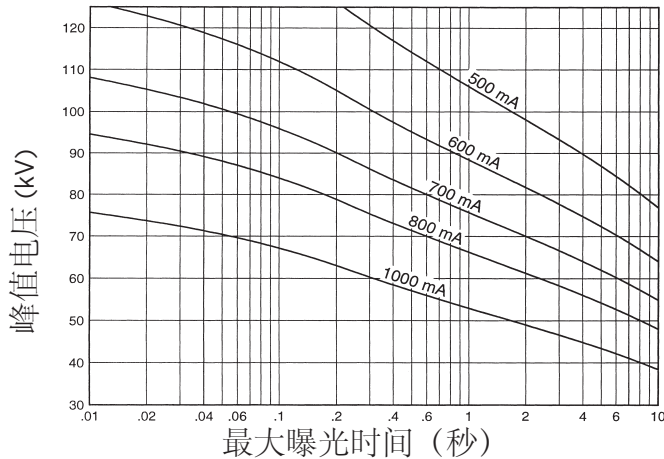
标称焦点大小 - 0.6



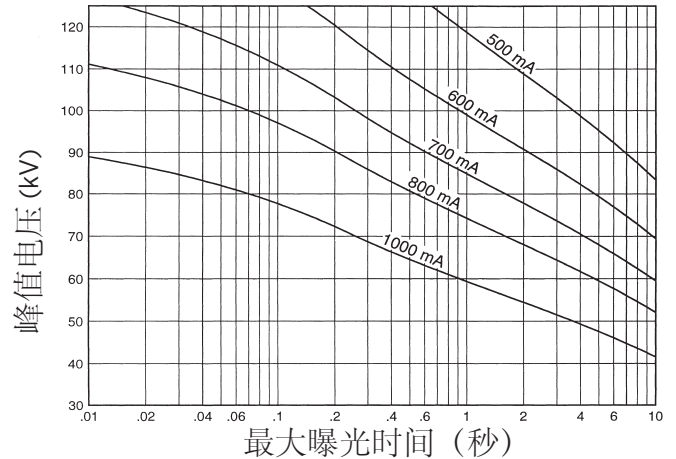
标称焦点大小 - 0.6



标称焦点大小 - 1.0



标称焦点大小 - 1.0

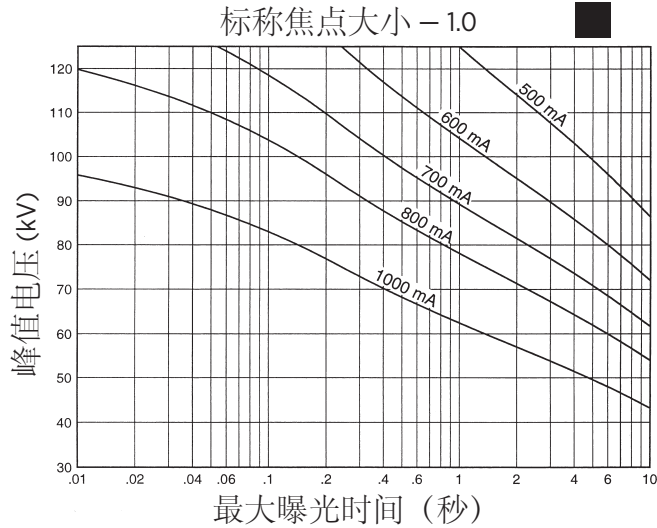
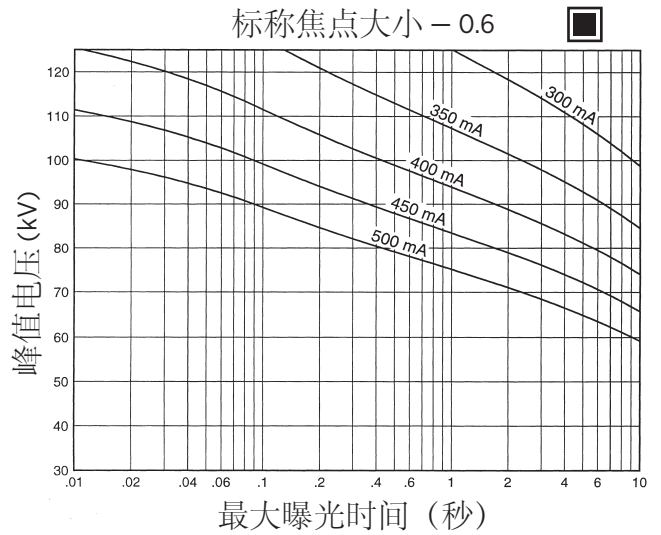
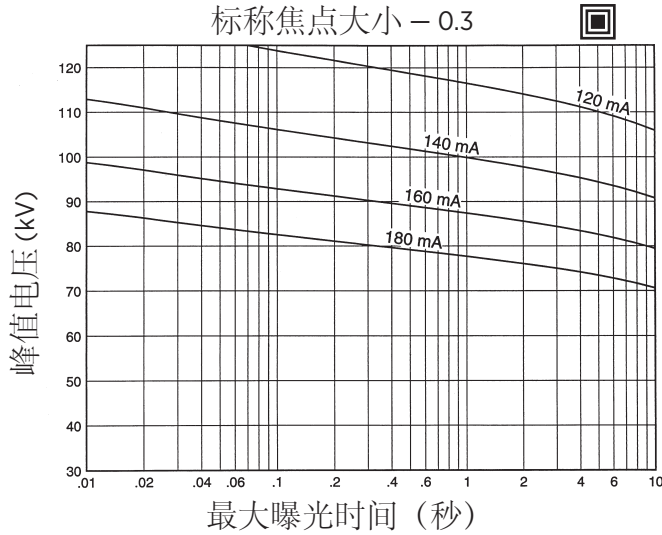


Nominal anode input power for the anode heat content 40%. IEC 60613

阳极热容量 40% 的标称阳极输入功率。IEC 60613

3 Ø 恒定电压

180 Hz



Nominal anode input power for the anode heat content 40%. IEC 60613

阳极热容量 40% 的标称阳极输入功率。IEC 60613

CINERADIOGRAPHIC RATINGS HOW TO USE CINERADIOGRAPHIC CHARTS

General: With the Cineradiographic rating chart we can determine the maximum allowable kW of the Cine pulse, or with a given kW determine maximum time in seconds the Cine run can progress.

The Most common way of using the charts is to determine maximum time of any expected Cine run and maximum duty factor. With a known duty factor and Cine run time kW can easily be determined.

Definition of Terms

Time in seconds: Total time of one Cine run, usually 5 to 12 seconds.

Duty Factor in Percent (DF%): Actual time during one second the x-ray tube is producing x-rays. If we select a 4 msec pulse width and 60 exposures per second the x-ray tube will be producing x-rays for a total of 240 msec each second or 24% of the time. The higher the DF number, the more load placed on the x-ray tube.

Peak Pulse Power: Peak energy in watts of any one Cine Pulse. Can be any combination of kV and mA allowed by Radiographic and Filament Emission curves.

Example: 80 kV at 400 mA equals

$$80,000 \text{ V} \times 0.4 \text{ A} = 32,000 \text{ W or } 32 \text{ kW}$$

USING THE CINE RATING CHARTS:

G-2090 150 Hz 3 Phase 1.0 Focal Spot

Example: Determine maximum kW allowed with the following known factors:

Maximum Pulse Width	4 msec
Exposures per Second	60
Maximum Cine Run Time	10 seconds

Calculate Duty Factor: (DF%)

$$DF\% = \frac{\text{Pulse Width (mSec)} \times \text{Frames per Second}}{10}$$

$$DF\% = \frac{4 \text{ msec} \times 60 \text{ exp/sec}}{10} = \frac{240}{10} = 24\%$$

Refer to Rating Chart

G-2090 150 Hz 3 Phase 1.0 Focal Spot:

At bottom of chart find 10 second line. Move vertically to intersection with 24% DF curve. Make a horizontal reference to left side of rating chart and note kW rating of 60 kW.

We now know each pulse during the cine run can have a maximum rating of 60 kW under conditions given in example.

kW = kV x mA. The kW of the exposure can be any combination of mA and kV allowed by the Radiographic and Filament Emission Charts.

The Cine rating charts are usable to maximum anode heat content.

电影摄影额定功率 如何使用电影摄影负载图

概述: 利用电影摄影额定功率图, 我们可以确定 Cine 脉冲的最大允许千瓦功率, 或者用给定的千瓦值确定 Cine 运行的最长时间(秒)。

使用图表最常用的方法是确定任何预期的 Cine 运行的最长时间和最大占空系数。只要知道了占空系数和 Cine 运行时间, 就可以轻松确定功率。

术语定义

时间(秒): Cine 运行一次的总时间, 通常为 5 到 12 秒钟。

占空系数 (DF%): x 射线管生成 x 射线的一秒钟内的实际时间。如果我们选择 4 毫秒脉冲宽度和每秒 60 次曝光, x 射线管将会产生每秒总计 240 毫秒的 x 射线或 24% 的时间。DF 数越大, x 射线管上可承载的负载越高。

峰值脉冲功率: 任一 Cine 脉冲的峰值能量 (W)。可以是放射成像和灯丝发射曲线允许的任一 kV 和 mA 组合。

例如: 400 mA 时 80 kV 等于

$$80,000 \text{ V} \times 0.4 \text{ A} = 32,000 \text{ W or } 32 \text{ kW}$$

使用 CINE 额定功率图:

G-2090 150 Hz 3相 1.0 焦点

例如: 确定下列已知系数下的最大功率 (kW):

最大脉冲宽度	4 毫秒
每秒曝光次数	60
最长 Cine 运行时间	10 秒

计算占空系数: (DF%)

$$DF\% = \frac{\text{脉冲宽度 (毫秒)} \times \text{每秒的帧数}}{10}$$

$$DF\% = \frac{4 \text{ 毫秒} \times 60 \text{ 次曝光/秒}}{10} = \frac{240}{10} = 24\%$$

参考额定功率图

G-2090 150 Hz 三相 1.0 焦点:

在图的下面找到 10 秒一行。垂直移动到与 24% 的 DF 曲线交叉。水平移动到额定功率图的左侧, 并记录 60 kW 的额定功率。

我们现在知道在例子给出的条件下, Cine 运行时每个脉冲可以有最大 60 kW 的额定功率。

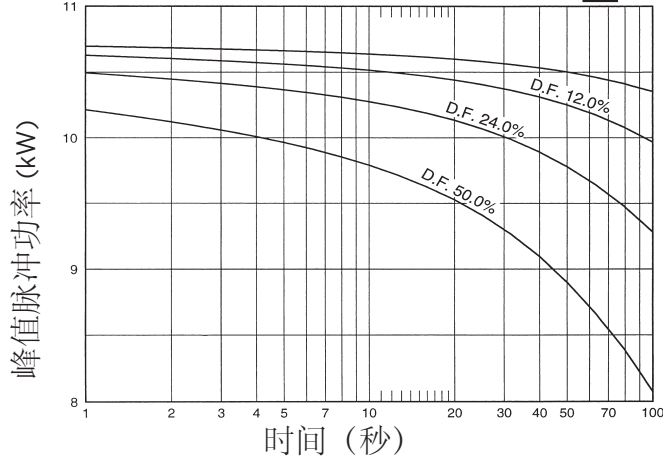
kW = kV x mA。曝光的功率可以是放射成像和灯丝发射图允许的任何 mA 和 kV 组合。

Cine 额定功率图可用于阳极热容量的最高额。

3 Ø 恒定电压 \equiv

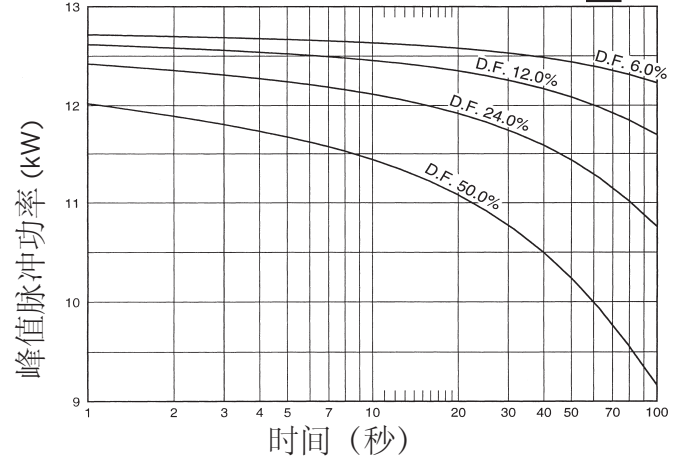
100 Hz

标称焦点大小 - 0.3

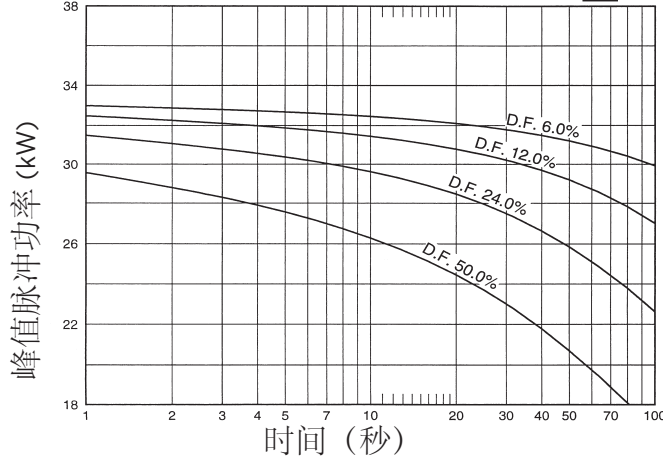


150/180 Hz

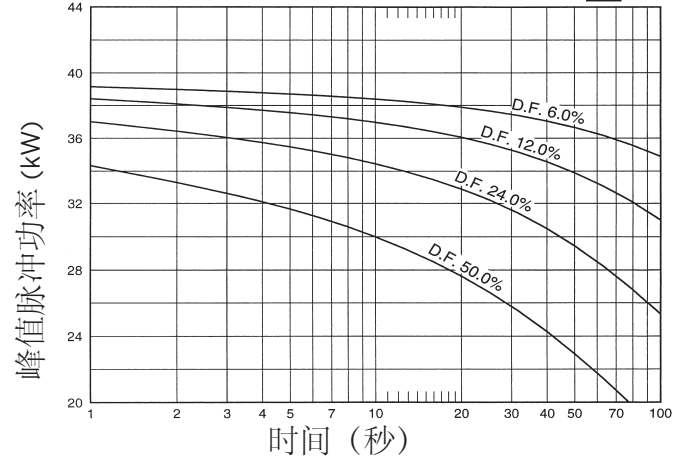
标称焦点大小 - 0.3



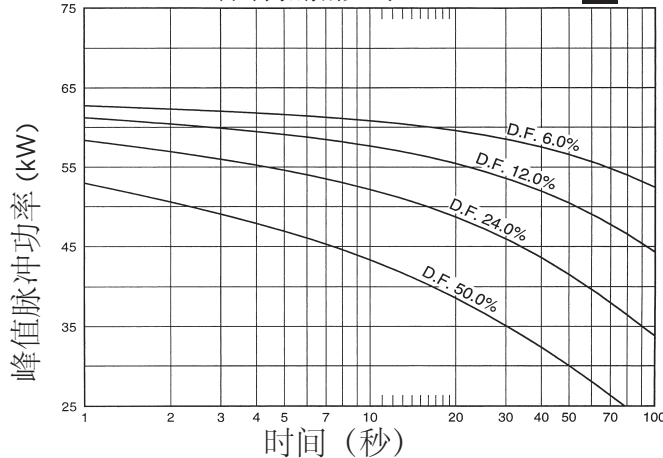
标称焦点大小 - 0.3



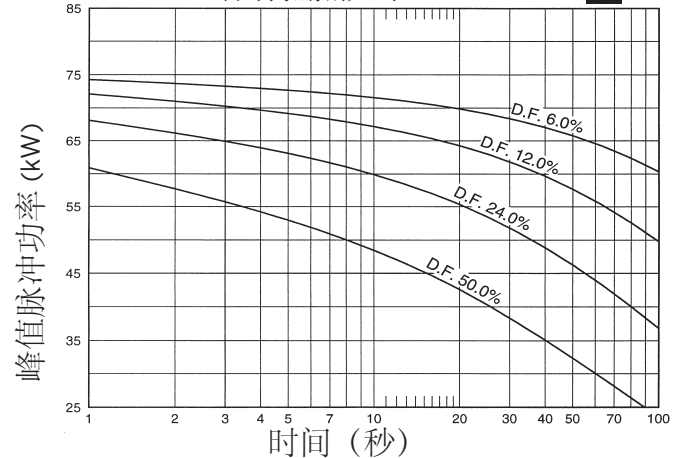
标称焦点大小 - 0.3



标称焦点大小 - 0.3



标称焦点大小 - 0.3



Nominal anode input power for the anode heat content 70%. IEC 60613

阳极热容量 70% 的标称阳极输入功率。IEC 60613

ANGIOGRAPHIC RATINGS HOW TO USE ANGIOGRAPHIC CHARTS

General: Serial Radiography puts a severe demand on the x-ray tube due to the large number of exposures made in rapid succession. Intervals between exposures are fixed and so short that it is not possible for the anode track to cool to any extent during the exposure series. Therefore, the temperature of the anode track increases from exposure to exposure. The kW values used in the angiographic charts have been determined to prevent damage to the anode. The angiographic rating charts are usable to 100% anode heat storage. Exceeding 100% anode heat storage will cause anode track erosion with high risk of tube destruction.

Definition of Terms

Number of Exposures in Series: The number of exposures made in succession or the number of exposures made during one contrast injection.

Exposure Rate: The number of exposures made per second. For a series of exposures where the exposure rate changes, it must be assumed that all exposures will be made at the maximum rate. For example, if during a series 10 exposures will occur at one per second and 30 exposures at 4 per second use the kW ratings in the 40 exposure column at 4 per second rate.

Exposure Time: Time in seconds of each exposure.

USING THE CHARTS:

Select Correct Chart:

0.3, 0.6 or 1.0 Focal Spot

Note: 150 Hz rotor speed recommended for all angiography.

Determine the number of exposures in Series: With cut film angiography the number of exposures are known, however in Digital Angiography the number of exposures commonly are not known. When determining the number of exposures, assume worst case or past history.

Note: Most angiographic x-ray tubes fail from under-estimating the number of exposures made in a series.

Determine kW of each exposure in Series: Referring to chart —find block under "Number of Exposures in Series" that is greater than or equal to expected number of exposures in Series. On left side directly opposite this block under "Exposure Rate per Second" column, select maximum rate per second that will be used for the exposure series. At the intersection of exposure rate and exposure time in seconds, find maximum kW allowed for each exposure.

For Example: 80 pkV and 500 mA = 40 kW

Example: From chart G-2090 150Hz 3 Phase 1.0 Focal Spot, determine kW allowed with following known factors.
 Maximum number of exposures 40
 Exposure time .050 second (50 milliseconds)
 Maximum Exposures per second 4

From chart find 40 exposure block. On left side directly opposite this block under "Exposure Rate per Second" column, select 4 exposures per second. Find .050 seconds at top of chart. At intersection of exposure rate line and exposure time, find 59.5 kW.

血管造影额定功率 如何使用血管造影额定功率图

概述：因为需要快速进行大量曝光，连续放射成像对 X 射线管提出了严格的要求。曝光的间隔是固定的，因为非常短，所以阳极磁道在连续曝光的过程中不可能冷却到任何程度。所以，阳极磁道的温度随着曝光次数的增加而升高。为了防止损坏阳极，血管造影图中使用的功率值经过了确认。血管造影额定功率图适用于 100% 的阳极热容量。超过 100% 的阳极热容量将导致阳极磁道腐蚀，且很容易损坏射线管。

术语定义

连续曝光次数：连续曝光次数或在一个造影剂注射期间进行的曝光次数。

曝光速度：每秒进行的曝光次数。对于曝光速度变化的连续曝光，必须假设所有曝光都将以最高的速度进行。例如，如果连续曝光时，10 次曝光将每秒发生一次，而 30 次的曝光每秒 4 次，则使用每秒 4 次速度时 40 次曝光栏中的额定功率。

曝光时间：每次曝光的时间（秒）。

使用图表：

选择正确的图表：

0.3, 0.6 或 1.0 焦点

注释：所有血管造影建议使用 150 Hz 的阳极转速。

确定连续曝光次数：对于单张胶片血管造影术，曝光次数都是已知的，但是在数字化血管造影术中，曝光次数往往都是不知道的。确定曝光次数时，假定最坏的情况或根据以往的经验。

注释：大多数血管造影 X 射线管的故障是由于低估了连续曝光次数。

确定连续曝光中每次曝光的功率 (kW)：参考图，在"连续曝光次数"下找到大于等于期望的连续曝光次数的区域。在左侧直接面对这块区域的"每秒的曝光速度"栏中，选择将用于该曝光序列的每秒最高速度。在曝光速率和曝光时间（秒）的交叉点处，找到每次曝光允许的最大功率值 (kW)。

例如：80 pkV x 500 mA = 40 kW

例如：从图 G-2090 150 Hz 3 相 1.0 焦点中，
 用以下已知的系数确定允许的功率 (kW)。
 最大曝光次数 40
 曝光时间 0.050 秒 (50 毫秒)
 每秒最大曝光次数 4

从图中找到 40 曝光区。在左侧正对这块的 "每秒曝光速度" 栏，选择每秒 4 次曝光。在图顶部找到 0.050 秒。在曝光速度行与曝光时间的交叉点处，找到 59.5 kW。

0.3 Focal Spot 3Ø 12 Degrees 100 Hz
0.3 焦点 3Ø 12 度 100 Hz

每秒曝光速度	射线管负载 (kW), 作为该连续曝光中单独放射成像的曝光时间 (秒) 函数															连续曝光次数
	0.010	0.020	0.030	0.040	0.050	0.060	0.080	0.100	0.120	0.140	0.160	0.180	0.200	0.225	0.250	
1	10.8	10.6	10.5	10.4	10.3	10.3	10.2	10.1	10.1	10.0	10.0	9.9	9.9	9.8	9.8	10
2	10.7	10.6	10.4	10.4	10.3	10.2	10.1	10.1	10.0	9.9	9.9	9.8	9.8	9.7	9.7	
3	10.7	10.6	10.4	10.3	10.3	10.2	10.1	10.0	9.9	9.9	9.8	9.8	9.8	9.7	9.7	
4	10.7	10.6	10.4	10.3	10.2	10.2	10.1	10.0	9.9	9.8	9.8	9.8	9.8	9.7	9.7	
8	10.7	10.5	10.3	10.2	10.1	10.1										
15	10.7	10.4	10.2	10.1												
30	10.6	10.3														
1	10.7	10.6	10.4	10.4	10.3	10.2	10.1	10.1	10.0	9.9	9.9	9.8	9.8	9.7	9.7	20
2	10.7	10.6	10.4	10.3	10.3	10.2	10.1	10.0	9.9	9.8	9.8	9.7	9.7	9.6	9.5	
3	10.7	10.5	10.4	10.3	10.2	10.2	10.0	9.9	9.8	9.8	9.7	9.6	9.6	9.5	9.5	
4	10.7	10.5	10.4	10.3	10.2	10.1	10.0	9.9	9.8	9.7	9.7	9.6	9.6	9.5	9.5	
8	10.7	10.5	10.3	10.2	10.1	10.0										
15	10.6	10.4	10.2	10.0												
30	10.5	10.2														
1	10.7	10.6	10.4	10.3	10.2	10.2	10.1	10.0	9.9	9.8	9.7	9.6	9.6	9.5	9.4	40
2	10.7	10.5	10.4	10.3	10.2	10.1	10.0	9.9	9.8	9.7	9.6	9.5	9.4	9.4	9.3	
3	10.7	10.5	10.4	10.2	10.2	10.1	9.9	9.8	9.7	9.6	9.5	9.4	9.4	9.3	9.3	
4	10.7	10.5	10.3	10.2	10.1	10.0	9.9	9.7	9.6	9.5	9.5	9.4	9.4	9.3	9.3	
8	10.7	10.4	10.2	10.1	10.0	9.8										
15	10.6	10.3	10.1	9.9												
30	10.5	10.1														
1	10.7	10.5	10.4	10.3	10.2	10.1	10.0	9.9	9.8	9.7	9.6	9.5	9.4	9.3	9.2	60
2	10.7	10.5	10.4	10.2	10.1	10.1	9.9	9.8	9.7	9.6	9.5	9.4	9.3	9.2	9.1	
3	10.7	10.5	10.3	10.2	10.1	10.0	9.8	9.7	9.6	9.5	9.3	9.2	9.2	9.1	9.1	
4	10.7	10.5	10.3	10.2	10.1	10.0	9.8	9.6	9.5	9.4	9.4	9.3	9.2	9.1	9.1	
8	10.7	10.4	10.2	10.0	9.9	9.8										
15	10.6	10.3	10.0	9.8												
30	10.4	10.0														
1	10.7	10.5	10.4	10.2	10.1	10.1	9.9	9.8	9.7	9.5	9.4	9.3	9.3	9.1	9.0	80
2	10.7	10.5	10.3	10.2	10.1	10.0	9.8	9.7	9.6	9.4	9.3	9.2	9.1	9.0	8.9	
3	10.7	10.5	10.3	10.2	10.0	9.9	9.8	9.6	9.5	9.3	9.2	9.1	9.1	9.0	8.9	
4	10.7	10.4	10.3	10.1	10.0	9.9	9.7	9.5	9.4	9.2	9.2	9.1	9.1	9.0	8.9	
8	10.6	10.4	10.1	10.0	9.8	9.7										
15	10.6	10.2	10.0	9.7												
30	10.4	10.0														
1	10.7	10.5	10.3	10.2	10.1	10.0	9.8	9.7	9.6	9.4	9.3	9.2	9.1	9.0	8.8	100
2	10.7	10.5	10.3	10.2	10.0	9.9	9.8	9.6	9.5	9.3	9.2	9.1	8.9	8.8	8.7	
3	10.7	10.4	10.3	10.1	10.0	9.9	9.7	9.5	9.4	9.2	9.1	8.9	8.9	8.8	8.7	
4	10.7	10.4	10.2	10.1	9.9	9.8	9.6	9.4	9.3	9.1	9.1	9.0	8.9	8.8	8.7	
8	10.6	10.3	10.1	9.9	9.8	9.6										
15	10.5	10.2	9.9	9.7												
30	10.4	9.9														
1	10.7	10.4	10.3	10.1	10.0	9.9	9.7	9.5	9.3	9.2	9.0	8.9	8.7	8.6	8.4	150
2	10.7	10.4	10.2	10.1	9.9	9.8	9.6	9.4	9.2	9.0	8.9	8.7	8.6	8.4	8.3	
3	10.7	10.4	10.2	10.0	9.9	9.7	9.5	9.3	9.1	8.9	8.8	8.6	8.6	8.4	8.3	
4	10.6	10.4	10.2	10.0	9.8	9.7	9.4	9.2	9.0	8.8	8.8	8.6	8.6	8.4	8.3	
8	10.6	10.3	10.0	9.8	9.6	9.5										
15	10.5	10.1	9.8	9.6												
30	10.3	9.8														

Note:
1. (kW) of Exposure Equals mA x kV.
For Example: 70 kV x 300 mA = 21 kW.
2. Exposures less than .010 seconds will have a kW rating same as .010 seconds.

注释:
1. 曝光功率 (kW) 等于 mA x kV。 例如: 70 kV x 300 mA = 21 kW。
2. 小于 .010 秒的曝光将与 .010 秒曝光具有相同的额定功率。

Nominal anode input power for the anode heat content 70%. IEC 60613

阳极热容量 70% 的标称阳极输入功率。 IEC 60613

0.3 Focal Spot 3Ø 12 Degrees 150 Hz
0.3 焦点 3Ø 12 度 150 Hz

每秒曝光速度	射线管负载 (kW), 作为该连续曝光中单独放射成像的曝光时间 (秒) 函数															连续曝光次数
	0.010	0.020	0.030	0.040	0.050	0.060	0.080	0.100	0.120	0.140	0.160	0.180	0.200	0.225	0.250	
1	12.7	12.5	12.3	12.2	12.1	12.1	12.0	11.9	11.8	11.7	11.7	11.6	11.5	11.5	11.4	10
2	12.7	12.5	12.3	12.2	12.1	12.0	11.9	11.8	11.7	11.6	11.5	11.5	11.4	11.3	11.3	
3	12.7	12.5	12.3	12.2	12.1	12.0	11.8	11.7	11.6	11.5	11.4	11.4	11.4	11.3	11.3	
4	12.7	12.4	12.3	12.1	12.0	11.9	11.8	11.7	11.5	11.4	11.4	11.4	11.4	11.4	11.4	
8	12.6	12.4	12.2	12.0	11.9	11.8	11.8	11.8	11.8	11.8	11.8	11.8	11.8	11.8	11.8	
30	12.6	12.3	12.0	11.8	11.8	11.8	11.8	11.8	11.8	11.8	11.8	11.8	11.8	11.8	11.8	
1	12.7	12.5	12.3	12.2	12.1	12.0	11.9	11.8	11.7	11.6	11.5	11.5	11.4	11.3	11.2	20
2	12.7	12.4	12.3	12.1	12.0	12.0	11.8	11.7	11.6	11.5	11.4	11.3	11.2	11.1	11.0	
3	12.7	12.4	12.2	12.1	12.0	11.9	11.7	11.6	11.5	11.4	11.3	11.2	11.2	11.2	11.2	
4	12.7	12.4	12.2	12.1	12.0	11.8	11.7	11.5	11.4	11.3	11.3	11.3	11.3	11.3	11.3	
8	12.6	12.3	12.1	11.9	11.8	11.8	11.8	11.8	11.8	11.8	11.8	11.8	11.8	11.8	11.8	
30	12.5	12.2	11.9	11.7	11.7	11.7	11.7	11.7	11.7	11.7	11.7	11.7	11.7	11.7	11.7	
1	12.7	12.4	12.3	12.1	12.0	11.9	11.8	11.6	11.5	11.4	11.3	11.2	11.1	11.0	10.9	40
2	12.7	12.4	12.2	12.1	12.0	11.9	11.7	11.5	11.4	11.3	11.2	11.1	11.0	10.8	10.7	
3	12.7	12.4	12.2	12.0	11.9	11.8	11.6	11.4	11.3	11.1	11.0	10.9	10.9	10.9	10.9	
4	12.6	12.4	12.2	12.0	11.9	11.7	11.5	11.3	11.2	11.0	11.0	11.0	11.0	11.0	11.0	
8	12.6	12.3	12.0	11.8	11.6	11.5	11.5	11.5	11.5	11.5	11.5	11.5	11.5	11.5	11.5	
30	12.5	12.1	11.8	11.5	11.5	11.5	11.5	11.5	11.5	11.5	11.5	11.5	11.5	11.5	11.5	
1	12.7	12.4	12.2	12.1	12.0	11.8	11.7	11.5	11.4	11.2	11.1	11.0	10.9	10.8	10.7	60
2	12.7	12.4	12.2	12.0	11.9	11.8	11.6	11.4	11.2	11.1	11.0	10.8	10.7	10.6	10.4	
3	12.6	12.4	12.1	12.0	11.8	11.7	11.5	11.3	11.1	11.0	10.8	10.7	10.7	10.7	10.7	
4	12.6	12.3	12.1	11.9	11.8	11.6	11.4	11.2	11.0	10.8	10.8	10.8	10.8	10.8	10.8	
8	12.6	12.2	11.9	11.7	11.5	11.4	11.4	11.4	11.4	11.4	11.4	11.4	11.4	11.4	11.4	
30	12.5	12.0	11.7	11.4	11.4	11.4	11.4	11.4	11.4	11.4	11.4	11.4	11.4	11.4	11.4	
1	12.7	12.4	12.2	12.0	11.9	11.8	11.6	11.4	11.2	11.1	10.9	10.8	10.7	10.5	10.4	80
2	12.6	12.4	12.1	12.0	11.8	11.7	11.5	11.3	11.1	10.9	10.8	10.6	10.5	10.3	10.2	
3	12.6	12.3	12.1	11.9	11.8	11.6	11.4	11.2	11.0	10.8	10.6	10.5	10.5	10.5	10.5	
4	12.6	12.3	12.1	11.9	11.7	11.5	11.3	11.1	10.8	10.6	10.6	10.6	10.6	10.6	10.6	
8	12.5	12.2	11.9	11.7	11.5	11.3	11.3	11.3	11.3	11.3	11.3	11.3	11.3	11.3	11.3	
30	12.4	12.0	11.6	11.3	11.3	11.3	11.3	11.3	11.3	11.3	11.3	11.3	11.3	11.3	11.3	
1	12.6	12.4	12.1	12.0	11.8	11.7	11.5	11.3	11.1	10.9	10.8	10.6	10.5	10.3	10.2	100
2	12.6	12.3	12.1	11.9	11.8	11.6	11.4	11.2	11.0	10.8	10.6	10.4	10.3	10.1	9.9	
3	12.6	12.3	12.0	11.9	11.7	11.5	11.3	11.0	10.8	10.6	10.4	10.3	10.3	10.3	10.3	
4	12.6	12.3	12.0	11.8	11.6	11.5	11.2	10.9	10.7	10.5	10.5	10.5	10.5	10.5	10.5	
8	12.5	12.1	11.8	11.6	11.4	11.2	11.2	11.2	11.2	11.2	11.2	11.2	11.2	11.2	11.2	
30	12.4	12.0	11.6	11.3	11.3	11.3	11.3	11.3	11.3	11.3	11.3	11.3	11.3	11.3	11.3	
1	12.6	12.3	12.0	11.8	11.7	11.5	11.2	11.0	10.8	10.6	10.4	10.2	10.0	9.8	9.6	150
2	12.6	12.3	12.0	11.8	11.6	11.4	11.1	10.9	10.6	10.4	10.2	10.0	9.8	9.6	9.4	
3	12.6	12.2	11.9	11.7	11.5	11.3	11.0	10.8	10.5	10.3	10.0	9.8	9.8	9.8	9.8	
4	12.6	12.2	11.9	11.7	11.5	11.3	10.9	10.6	10.4	10.1	10.1	10.1	10.1	10.1	10.1	
8	12.5	12.1	11.7	11.4	11.2	11.0	11.0	11.0	11.0	11.0	11.0	11.0	11.0	11.0	11.0	
30	12.4	11.9	11.4	11.1	11.1	11.1	11.1	11.1	11.1	11.1	11.1	11.1	11.1	11.1	11.1	

Note:
1. (kW) of Exposure Equals mA x kV.
For Example: 70 kV x 300 mA = 21 kW.
2. Exposures less than .010 seconds will have a kW rating same as .010 seconds.

注释:
1. 曝光功率 (kW) 等于 mA x kV。 例如: 70 kV x 300 mA = 21 kW。
2. 小于 .010 秒的曝光将与 .010 秒曝光具有相同的额定功率。

Nominal anode input power for the anode heat content 70%. IEC 60613

阳极热容量 70% 的标称阳极输入功率。 IEC 60613

0.6 Focal Spot 3Ø 12 Degrees 100 Hz
0.6 焦点 3Ø 12 度 100 Hz

每秒曝光速度	射线管负载 (kW), 作为该连续曝光中单独放射成像的曝光时间 (秒) 函数															连续曝光次数
	0.010	0.020	0.030	0.040	0.050	0.060	0.080	0.100	0.120	0.140	0.160	0.180	0.200	0.225	0.250	
1	33.4	32.6	32.1	31.6	31.2	30.8	30.2	29.6	29.1	28.7	28.3	28.0	27.7	27.3	27.0	10
2	33.4	32.5	31.9	31.4	30.9	30.5	29.8	29.2	28.6	28.1	27.7	27.3	27.0	26.6	26.2	
3	33.3	32.4	31.7	31.2	30.7	30.2	29.4	28.8	28.2	27.6	27.2	26.7	_____	_____	_____	
4	33.2	32.3	31.6	31.0	30.4	30.0	29.1	28.4	27.7	27.2	_____	_____	_____	_____	_____	
8	33.0	31.9	31.0	30.2	29.6	29.0	_____	_____	_____	_____	_____	_____	_____	_____	_____	
15	32.6	31.2	30.1	29.1	_____	_____	_____	_____	_____	_____	_____	_____	_____	_____	_____	
30	32.0	30.1	_____	_____	_____	_____	_____	_____	_____	_____	_____	_____	_____	_____	_____	
1	33.4	32.5	31.9	31.4	30.9	30.5	29.8	29.1	28.6	28.1	27.6	27.2	26.8	26.4	26.0	20
2	33.3	32.4	31.7	31.1	30.6	30.1	29.3	28.6	27.9	27.4	26.9	26.4	26.0	25.5	25.0	
3	33.2	32.2	31.5	30.8	30.3	29.8	28.9	28.1	27.4	26.7	26.2	25.7	_____	_____	_____	
4	33.1	32.1	31.3	30.6	30.0	29.4	28.5	27.6	26.8	26.2	_____	_____	_____	_____	_____	
8	32.8	31.5	30.5	29.7	28.9	28.2	_____	_____	_____	_____	_____	_____	_____	_____	_____	
15	32.4	30.7	29.4	28.3	_____	_____	_____	_____	_____	_____	_____	_____	_____	_____	_____	
30	31.6	29.3	_____	_____	_____	_____	_____	_____	_____	_____	_____	_____	_____	_____	_____	
1	33.2	32.3	31.6	31.0	30.4	29.9	29.1	28.3	27.6	27.0	26.4	25.9	25.5	24.9	24.4	40
2	33.2	32.1	31.3	30.7	30.1	29.5	28.5	27.7	26.9	26.2	25.6	25.0	24.5	23.9	23.3	
3	33.1	32.0	31.1	30.4	29.7	29.1	28.0	27.1	26.3	25.5	24.9	24.2	_____	_____	_____	
4	33.0	31.8	30.9	30.1	29.4	28.7	27.6	26.6	25.7	24.9	_____	_____	_____	_____	_____	
8	32.6	31.2	30.0	29.0	28.1	27.3	_____	_____	_____	_____	_____	_____	_____	_____	_____	
15	32.1	30.2	28.6	27.4	_____	_____	_____	_____	_____	_____	_____	_____	_____	_____	_____	
30	31.1	28.5	_____	_____	_____	_____	_____	_____	_____	_____	_____	_____	_____	_____	_____	
1	33.1	32.1	31.3	30.6	30.0	29.4	28.4	27.6	26.8	26.1	25.4	24.8	24.3	23.7	23.1	60
2	33.0	31.9	31.0	30.3	29.6	29.0	27.9	26.9	26.0	25.3	24.6	23.9	23.3	22.7	22.0	
3	32.9	31.7	30.8	30.0	29.2	28.6	27.4	26.3	25.4	24.6	23.8	23.1	_____	_____	_____	
4	32.8	31.5	30.5	29.6	28.9	28.1	26.9	25.7	24.8	23.9	_____	_____	_____	_____	_____	
8	32.5	30.9	29.6	28.5	27.5	26.7	_____	_____	_____	_____	_____	_____	_____	_____	_____	
15	31.9	29.8	28.1	26.8	_____	_____	_____	_____	_____	_____	_____	_____	_____	_____	_____	
30	30.8	28.0	_____	_____	_____	_____	_____	_____	_____	_____	_____	_____	_____	_____	_____	
1	33.0	31.9	31.0	30.3	29.6	29.0	27.9	26.9	26.0	25.2	24.5	23.8	23.2	22.5	21.9	80
2	32.9	31.7	30.8	29.9	29.2	28.5	27.3	26.2	25.3	24.4	23.7	23.0	22.3	21.6	20.9	
3	32.8	31.5	30.5	29.6	28.8	28.1	26.8	25.6	24.6	23.7	22.9	22.2	_____	_____	_____	
4	32.7	31.3	30.2	29.3	28.4	27.6	26.2	25.0	24.0	23.1	_____	_____	_____	_____	_____	
8	32.3	30.6	29.2	28.1	27.0	26.1	_____	_____	_____	_____	_____	_____	_____	_____	_____	
15	31.7	29.5	27.7	26.3	_____	_____	_____	_____	_____	_____	_____	_____	_____	_____	_____	
30	30.5	27.6	_____	_____	_____	_____	_____	_____	_____	_____	_____	_____	_____	_____	_____	
1	32.9	31.7	30.8	29.9	29.2	28.5	27.3	26.2	25.3	24.4	23.7	23.0	22.3	21.6	20.9	100
2	32.8	31.5	30.5	29.6	28.8	28.0	26.7	25.6	24.6	23.7	22.8	22.1	21.4	20.6	19.9	
3	32.7	31.3	30.2	29.2	28.4	27.6	26.2	25.0	23.9	22.9	22.1	21.3	_____	_____	_____	
4	32.6	31.1	29.9	28.9	28.0	27.2	25.7	24.4	23.3	22.3	_____	_____	_____	_____	_____	
8	32.2	30.4	28.9	27.7	26.6	25.6	_____	_____	_____	_____	_____	_____	_____	_____	_____	
15	31.5	29.2	27.4	25.9	_____	_____	_____	_____	_____	_____	_____	_____	_____	_____	_____	
30	30.3	27.2	_____	_____	_____	_____	_____	_____	_____	_____	_____	_____	_____	_____	_____	
1	32.7	31.3	30.1	29.2	28.3	27.5	26.0	24.8	23.7	22.7	21.8	21.0	20.3	19.4	18.7	150
2	32.6	31.1	29.8	28.8	27.8	27.0	25.5	24.1	23.0	22.0	21.0	20.2	19.5	18.6	17.8	
3	32.5	30.9	29.6	28.4	27.4	26.5	24.9	23.6	22.4	21.3	20.4	19.5	_____	_____	_____	
4	32.4	30.7	29.3	28.1	27.1	26.1	24.4	23.0	21.8	20.7	_____	_____	_____	_____	_____	
8	31.9	29.9	28.3	26.9	25.6	24.6	_____	_____	_____	_____	_____	_____	_____	_____	_____	
15	31.2	28.7	26.7	25.0	_____	_____	_____	_____	_____	_____	_____	_____	_____	_____	_____	
30	29.9	26.6	_____	_____	_____	_____	_____	_____	_____	_____	_____	_____	_____	_____	_____	

Note:
1. (kW) of Exposure Equals mA x kV.
For Example: 70 kV x 300 mA = 21 kW.
2. Exposures less than .010 seconds will have a kW rating same as .010 seconds.

注释:
1. 曝光功率 (kW) 等于 mA x kV。 例如: 70 kV x 300 mA = 21 kW。
2. 小于 .010 秒的曝光将与 .010 秒曝光具有相同的额定功率。

Nominal anode input power for the anode heat content 70%. IEC 60613

阳极热容量 70% 的标称阳极输入功率。 IEC 60613

0.6 Focal Spot 3Ø 12 Degrees 150 Hz
0.6 焦点 3Ø 12 度 150 Hz

每秒曝光速度	射线管负载 (kW), 作为该连续曝光中单独放射成像的曝光时间 (秒) 函数															连续曝光次数
	0.010	0.020	0.030	0.040	0.050	0.060	0.080	0.100	0.120	0.140	0.160	0.180	0.200	0.225	0.250	
1	39.4	38.3	37.6	36.9	36.4	35.9	35.0	34.3	33.6	33.1	32.6	32.1	31.7	31.3	30.8	10
2	39.3	38.2	37.3	36.6	36.0	35.5	34.5	33.7	33.0	32.3	31.8	31.2	30.8	30.3	29.8	
3	39.2	38.0	37.1	36.3	35.7	35.1	34.0	33.1	32.3	31.6	31.0	30.5	—	—	—	
4	39.1	37.8	36.9	36.1	35.4	34.7	33.6	32.6	31.8	31.0	—	—	—	—	—	
8	38.8	37.3	36.1	35.1	34.2	33.4	—	—	—	—	—	—	—	—	—	
15	38.3	36.3	34.8	33.6	—	—	—	—	—	—	—	—	—	—	—	
30	37.5	34.9	—	—	—	—	—	—	—	—	—	—	—	—	—	
1	39.3	38.1	37.3	36.6	36.0	35.4	34.5	33.6	32.9	32.2	31.6	31.1	30.6	30.0	29.5	20
2	39.2	37.9	37.0	36.3	35.6	34.9	33.8	32.9	32.0	31.3	30.6	30.0	29.5	28.9	28.3	
3	39.1	37.7	36.8	35.9	35.2	34.5	33.3	32.2	31.3	30.5	29.8	29.1	—	—	—	
4	39.0	37.6	36.5	35.6	34.8	34.0	32.7	31.6	30.6	29.8	—	—	—	—	—	
8	38.5	36.8	35.5	34.3	33.3	32.4	—	—	—	—	—	—	—	—	—	
15	37.9	35.7	33.9	32.5	—	—	—	—	—	—	—	—	—	—	—	
30	36.8	33.8	—	—	—	—	—	—	—	—	—	—	—	—	—	
1	39.1	37.9	36.9	36.1	35.4	34.7	33.5	32.5	31.6	30.8	30.1	29.4	28.8	28.1	27.5	40
2	39.0	37.6	36.6	35.7	34.9	34.1	32.8	31.7	30.7	29.8	29.0	28.3	27.6	26.9	26.2	
3	38.9	37.4	36.2	35.3	34.4	33.6	32.2	30.9	29.9	28.9	28.1	27.3	—	—	—	
4	38.7	37.2	35.9	34.9	33.9	33.1	31.6	30.2	29.1	28.1	—	—	—	—	—	
8	38.3	36.3	34.8	33.4	32.3	31.2	—	—	—	—	—	—	—	—	—	
15	37.5	35.0	33.0	31.3	—	—	—	—	—	—	—	—	—	—	—	
30	36.1	32.7	—	—	—	—	—	—	—	—	—	—	—	—	—	
1	39.0	37.6	36.5	35.6	34.8	34.0	32.7	31.5	30.5	29.6	28.8	28.0	27.3	26.5	25.8	60
2	38.8	37.3	36.2	35.1	34.2	33.4	32.0	30.7	29.6	28.6	27.7	26.9	26.1	25.3	24.5	
3	38.7	37.1	35.8	34.7	33.7	32.9	31.3	29.9	28.7	27.7	26.7	25.9	—	—	—	
4	38.6	36.8	35.5	34.3	33.3	32.3	30.6	29.2	27.9	26.8	—	—	—	—	—	
8	38.0	35.9	34.2	32.8	31.5	30.4	—	—	—	—	—	—	—	—	—	
15	37.2	34.5	32.3	30.5	—	—	—	—	—	—	—	—	—	—	—	
30	35.7	32.0	—	—	—	—	—	—	—	—	—	—	—	—	—	
1	38.8	37.3	36.1	35.1	34.2	33.4	31.9	30.6	29.5	28.5	27.6	26.8	26.0	25.2	24.4	80
2	38.7	37.1	35.8	34.7	33.7	32.8	31.2	29.8	28.6	27.5	26.5	25.7	24.9	24.0	23.1	
3	38.5	36.8	35.4	34.2	33.2	32.2	30.5	29.0	27.7	26.6	25.6	24.7	—	—	—	
4	38.4	36.5	35.1	33.8	32.7	31.6	29.8	28.3	27.0	25.8	—	—	—	—	—	
8	37.8	35.6	33.8	32.2	30.9	29.7	—	—	—	—	—	—	—	—	—	
15	37.0	34.1	31.8	29.9	—	—	—	—	—	—	—	—	—	—	—	
30	35.4	31.5	—	—	—	—	—	—	—	—	—	—	—	—	—	
1	38.7	37.1	35.8	34.7	33.7	32.8	31.2	29.8	28.6	27.5	26.5	25.7	24.9	23.9	23.1	100
2	38.5	36.8	35.4	34.2	33.1	32.2	30.5	29.0	27.7	26.5	25.5	24.6	23.7	22.8	21.9	
3	38.4	36.5	35.0	33.8	32.6	31.6	29.8	28.2	26.8	25.7	24.6	23.6	—	—	—	
4	38.2	36.3	34.7	33.3	32.1	31.0	29.1	27.5	26.1	24.9	—	—	—	—	—	
8	37.7	35.3	33.3	31.7	30.3	29.0	—	—	—	—	—	—	—	—	—	
15	36.8	33.7	31.3	29.4	—	—	—	—	—	—	—	—	—	—	—	
30	35.1	31.1	—	—	—	—	—	—	—	—	—	—	—	—	—	
1	38.4	36.5	34.9	33.6	32.5	31.4	29.6	27.9	26.5	25.3	24.2	23.2	22.4	21.2	19.1	150
2	38.2	36.2	34.6	33.2	31.9	30.8	28.8	27.1	25.7	24.4	23.3	22.3	21.4	20.4	19.1	
3	38.0	35.9	34.2	32.7	31.4	30.2	28.2	26.4	24.9	23.6	22.5	21.4	—	—	—	
4	37.9	35.6	33.8	32.3	30.9	29.7	27.5	25.7	24.2	22.9	—	—	—	—	—	
8	37.3	34.6	32.4	30.6	29.1	27.7	—	—	—	—	—	—	—	—	—	
15	36.3	33.0	30.4	28.2	—	—	—	—	—	—	—	—	—	—	—	
30	34.6	30.2	—	—	—	—	—	—	—	—	—	—	—	—	—	

Note:
1. (kW) of Exposure Equals mA x kV.
For Example: 70 kV x 300 mA = 21 kW.
2. Exposures less than .010 seconds will have a kW rating same as .010 seconds.

注释:
1. 曝光功率 (kW) 等于 mA x kV。 例如: 70 kV x 300 mA = 21 kW。
2. 小于 .010 秒的曝光将与 .010 秒曝光具有相同的额定功率。

Nominal anode input power for the anode heat content 70%. IEC 60613

阳极热容量 70% 的标称阳极输入功率。 IEC 60613

1.0 Focal Spot 3Ø 12 Degrees 100 Hz
1.0 焦点 3Ø 12度 100 Hz

每秒曝光速度	射线管负载 (kW), 作为该连续曝光中单独放射成像的曝光时间 (秒) 函数															连续曝光次数
	0.010	0.020	0.030	0.040	0.050	0.060	0.080	0.100	0.120	0.140	0.160	0.180	0.200	0.225	0.250	
1	63.9	61.9	60.5	59.3	58.2	57.3	55.6	54.2	52.9	51.8	50.7	49.7	48.8	47.7	46.7	10
2	63.7	61.5	59.8	58.5	57.3	56.2	54.3	52.6	51.1	49.7	48.5	47.3	46.2	45.0	43.8	
3	63.5	61.1	59.3	57.8	56.5	55.3	53.2	51.4	49.8	48.4	47.1	45.9	44.6	43.4	42.3	
4	63.3	60.7	58.8	57.1	55.7	54.4	52.1	50.2	48.5	46.9	45.4	44.1	42.9	41.7	40.6	
8	62.6	59.4	57.0	54.9	53.1	51.4	49.1	47.1	45.4	44.1	42.9	41.7	40.6	39.5	38.4	
15	61.6	57.7	54.6	52.1	50.1	48.4	46.4	44.6	43.1	41.9	40.8	39.7	38.6	37.5	36.4	
30	60.2	55.2	52.5	50.5	48.8	47.2	45.5	44.0	42.8	41.7	40.6	39.5	38.4	37.3	36.2	
1	63.7	61.5	59.8	58.5	57.3	56.2	54.3	52.6	51.1	49.7	48.5	47.3	46.2	45.0	43.8	20
2	63.4	61.0	59.1	57.6	56.2	54.9	52.7	50.8	49.1	47.6	46.2	44.9	43.7	42.3	41.1	
3	63.1	60.5	58.4	56.7	55.2	53.8	51.4	49.3	47.4	45.7	44.2	42.9	41.7	40.6	39.5	
4	62.9	60.0	57.7	55.9	54.2	52.7	50.1	47.8	45.8	44.1	42.9	41.7	40.6	39.5	38.4	
8	62.0	58.3	55.5	53.1	51.0	49.1	47.1	45.4	44.1	42.9	41.7	40.6	39.5	38.4	37.3	
15	60.6	56.0	52.5	49.5	47.5	45.8	44.2	42.8	41.7	40.6	39.5	38.4	37.3	36.2	35.1	
30	58.5	52.6	50.5	48.8	47.2	45.5	44.0	42.8	41.7	40.6	39.5	38.4	37.3	36.2	35.1	
1	63.3	60.7	58.8	57.1	55.7	54.3	52.0	49.9	48.1	46.5	45.0	43.6	42.3	40.8	39.5	40
2	63.0	60.1	57.9	56.1	54.4	52.9	50.3	48.0	46.0	44.2	42.6	41.1	39.7	38.2	36.8	
3	62.6	59.5	57.1	55.1	53.3	51.6	48.8	46.3	44.2	42.3	40.6	39.0	37.5	36.0	34.6	
4	62.3	59.0	56.4	54.1	52.2	50.4	47.4	44.8	42.5	40.5	38.8	37.2	35.6	34.1	32.6	
8	61.2	57.0	53.7	51.0	48.6	46.4	44.2	42.5	41.1	39.7	38.4	37.1	35.8	34.5	33.2	
15	59.6	54.3	50.2	46.8	44.5	42.5	40.8	39.5	38.2	37.0	35.8	34.6	33.4	32.2	31.0	
30	56.9	50.0	47.5	45.5	43.8	42.2	40.8	39.5	38.2	37.0	35.8	34.6	33.4	32.2	31.0	
1	62.9	60.0	57.8	55.9	54.2	52.7	50.0	47.7	45.6	43.8	42.1	40.6	39.2	37.6	36.1	60
2	62.6	59.4	56.9	54.8	53.0	51.3	48.3	45.8	43.6	41.6	39.8	38.2	36.7	35.1	33.6	
3	62.2	58.8	56.1	53.8	51.8	49.9	46.8	44.1	41.7	39.7	37.8	36.2	34.7	33.1	31.6	
4	61.9	58.2	55.3	52.8	50.6	48.7	45.3	42.5	40.1	38.0	36.4	34.9	33.4	31.9	30.4	
8	60.6	56.0	52.5	49.4	46.8	44.5	42.5	40.8	39.5	38.2	37.0	35.8	34.6	33.4	32.2	
15	58.9	53.1	48.6	45.0	42.8	41.1	39.7	38.4	37.2	36.0	34.8	33.6	32.4	31.2	30.0	
30	55.8	48.4	46.0	44.0	42.5	41.1	39.7	38.4	37.2	36.0	34.8	33.6	32.4	31.2	30.0	
1	62.6	59.4	56.9	54.8	52.9	51.2	48.2	45.7	43.4	41.4	39.6	38.0	36.5	34.8	33.3	80
2	62.2	58.7	56.0	53.7	51.6	49.8	46.6	43.8	41.4	39.3	37.5	35.8	34.3	32.6	31.1	
3	61.8	58.1	55.1	52.6	50.4	48.4	45.0	42.1	39.7	37.5	35.6	33.9	32.4	30.8	29.3	
4	61.4	57.4	54.3	51.6	49.3	47.2	43.6	40.6	38.1	35.9	34.2	32.7	31.2	29.7	28.2	
8	60.2	55.2	51.4	48.2	45.4	43.0	41.1	39.7	38.4	37.2	36.0	34.8	33.6	32.4	31.2	
15	58.3	52.1	47.5	43.7	41.5	39.7	38.4	37.2	36.0	34.8	33.6	32.4	31.2	30.0	28.8	
30	55.0	47.2	45.0	43.5	42.0	40.8	39.5	38.2	37.0	35.8	34.6	33.4	32.2	31.0	29.8	
1	62.2	58.7	56.0	53.7	51.7	49.8	46.6	43.8	41.5	39.3	37.5	35.8	34.2	31.8	28.6	100
2	61.8	58.1	55.1	52.6	50.4	48.4	45.0	42.1	39.6	37.4	35.4	33.7	32.2	30.4	28.6	
3	61.4	57.4	54.2	51.5	49.2	47.1	43.5	40.4	37.9	35.6	33.7	32.0	30.4	28.8	27.2	
4	61.1	56.7	53.4	50.5	48.0	45.8	42.1	39.0	36.4	34.1	32.5	31.0	29.4	27.8	26.2	
8	59.7	54.5	50.4	47.1	44.2	41.7	39.0	36.4	34.1	32.5	31.0	29.4	27.8	26.2	24.6	
15	57.8	51.3	46.4	42.6	40.1	38.2	36.6	35.0	33.4	31.8	30.2	28.6	27.0	25.4	23.8	
30	54.4	46.3	44.0	42.5	41.1	39.7	38.4	37.2	36.0	34.8	33.6	32.4	31.2	30.0	28.8	
1	61.3	57.2	54.0	51.2	48.8	46.7	43.0	39.9	37.3	34.0	29.8	26.5	23.8	21.2	19.1	150
2	60.9	56.5	53.1	50.1	47.6	45.3	41.5	38.3	35.6	33.3	29.8	26.5	23.8	21.2	19.1	
3	60.5	55.8	52.2	49.1	46.4	44.1	40.1	36.9	34.1	31.8	29.8	26.5	23.8	21.2	19.1	
4	60.1	55.2	51.3	48.1	45.3	42.9	38.8	35.5	32.8	30.5	28.8	26.5	24.2	21.9	19.6	
8	58.7	52.9	48.4	44.7	41.6	39.0	36.6	34.2	31.8	29.4	27.0	24.6	22.2	19.8	17.4	
15	56.6	49.6	44.4	40.2	37.6	35.2	32.8	30.4	28.0	25.6	23.2	20.8	18.4	16.0	13.6	
30	53.1	44.4	42.0	40.2	38.6	37.0	35.4	33.8	32.2	30.6	29.0	27.4	25.8	24.2	22.6	

Note:
1. (kW) of Exposure Equals mA x kV.
For Example: 70 kV x 300 mA = 21 kW.
2. Exposures less than .010 seconds will have a kW rating same as .010 seconds.

注释:
1. 曝光功率 (kW) 等于 mA x kV。 例如: 70 kV x 300 mA = 21 kW。
2. 小于 .010 秒的曝光将与 .010 秒曝光具有相同的额定功率。

Nominal anode input power for the anode heat content 70%. IEC 60613

阳极热容量 70% 的标称阳极输入功率。 IEC 60613

1.0 Focal Spot 3Ø 12 Degrees 150 Hz
1.0 焦点 3Ø 12 度 150 Hz

每秒曝光速度	射线管负载 (kW), 作为该连续曝光中单独放射成像的曝光时间 (秒) 函数															连续曝光次数
	0.010	0.020	0.030	0.040	0.050	0.060	0.080	0.100	0.120	0.140	0.160	0.180	0.200	0.225	0.250	
1	75.1	72.4	70.5	68.9	67.5	66.3	64.1	62.2	60.5	59.0	57.6	56.4	55.2	53.8	52.6	10
2	74.8	71.9	69.7	67.9	66.3	64.9	62.4	60.3	58.4	56.7	55.1	53.7	52.4	50.9	49.5	
3	74.5	71.3	68.9	66.9	65.2	63.6	60.9	58.5	56.5	54.6	53.0	51.5				
4	74.1	70.8	68.2	66.0	64.1	62.4	59.5	57.0	54.8	52.8						
8	73.2	69.0	65.8	63.1	60.7	58.6										
15	71.8	66.7	62.7	59.3												
30	69.9	63.4														
1	74.7	71.8	69.6	67.8	66.2	64.8	62.2	60.1	58.1	56.3	54.7	53.3	51.9	50.3	48.9	20
2	74.4	71.1	68.7	66.6	64.8	63.1	60.3	57.8	55.6	53.6	51.9	50.3	48.8	47.1	45.5	
3	74.0	70.4	67.7	65.4	63.4	61.6	58.5	55.8	53.4	51.3	49.4	47.7				
4	73.6	69.8	66.8	64.3	62.1	60.2	56.8	53.9	51.4	49.2						
8	72.3	67.6	63.8	60.7	58.0	55.6										
15	70.6	64.5	59.8	56.0												
30	67.7	60.0														
1	74.2	70.8	68.2	66.0	64.1	62.3	59.3	56.6	54.3	52.2	50.3	48.6	47.0	45.2	43.6	40
2	73.7	70.0	67.1	64.6	62.5	60.5	57.1	54.2	51.7	49.4	47.4	45.6	43.9	42.0	40.3	
3	73.3	69.2	66.0	63.3	60.9	58.8	55.2	52.0	49.3	47.0	44.9	43.0				
4	72.8	68.4	65.0	62.1	59.5	57.3	53.4	50.1	47.3	44.9						
8	71.3	65.8	61.5	57.9	54.8	52.1										
15	69.1	62.2	56.9	52.6												
30	65.5	56.6														
1	73.7	69.9	66.9	64.4	62.2	60.2	56.7	53.8	51.1	48.8	46.8	44.9	43.2	41.2	39.5	60
2	73.2	69.0	65.7	63.0	60.5	58.3	54.6	51.3	48.6	46.1	44.0	42.0	40.3	38.3	36.5	
3	72.7	68.2	64.6	61.6	59.0	56.6	52.6	49.2	46.3	43.8	41.6	39.6				
4	72.2	67.3	63.5	60.3	57.5	55.0	50.8	47.3	44.3	41.8						
8	70.6	64.5	59.8	56.0	52.7	49.8										
15	68.2	60.6	54.9	50.4												
30	64.1	54.6														
1	73.2	69.0	65.7	62.9	60.5	58.3	54.5	51.2	48.4	45.9	43.7	41.8	40.0	38.0	35.7	80
2	72.7	68.1	64.5	61.4	58.8	56.4	52.3	48.9	45.9	43.4	41.1	39.1	37.3	35.3	33.5	
3	72.1	67.2	63.3	60.1	57.2	54.7	50.4	46.8	43.8	41.2	38.9	36.9				
4	71.7	66.4	62.2	58.7	55.7	53.1	48.6	45.0	41.9	39.2						
8	69.9	63.4	58.5	54.4	50.9	47.9										
15	67.4	59.4	53.4	48.7												
30	63.1	53.1														
1	72.7	68.1	64.5	61.5	58.8	56.5	52.4	48.9	46.0	43.4	41.1	39.1	35.7	31.8	28.6	100
2	72.2	67.2	63.3	60.0	57.2	54.6	50.3	46.7	43.6	41.0	38.7	36.7	34.8	31.8	28.6	
3	71.6	66.3	62.1	58.6	55.6	53.0	48.4	44.7	41.6	38.9	36.6	34.6				
4	71.1	65.4	61.0	57.3	54.2	51.4	46.7	42.9	39.8	37.1						
8	69.3	62.5	57.2	53.0	49.4	46.3										
15	66.7	58.3	52.1	47.3												
30	62.2	51.9														
1	71.5	66.1	61.9	58.3	55.2	52.5	47.9	44.1	39.7	34.0	29.8	26.5	23.8	21.2	19.1	150
2	71.0	65.2	60.6	56.9	53.6	50.8	46.0	42.1	38.9	34.0	29.8	26.5	23.8	21.2	19.1	
3	70.4	64.3	59.5	55.5	52.1	49.2	44.3	40.4	37.1	34.0	29.8	26.5				
4	69.9	63.4	58.4	54.2	50.7	47.7	42.8	38.8	35.6	32.9						
8	68.0	60.4	54.6	50.0	46.2	42.9										
15	65.2	56.1	49.5	44.5												
30	60.5	49.5														

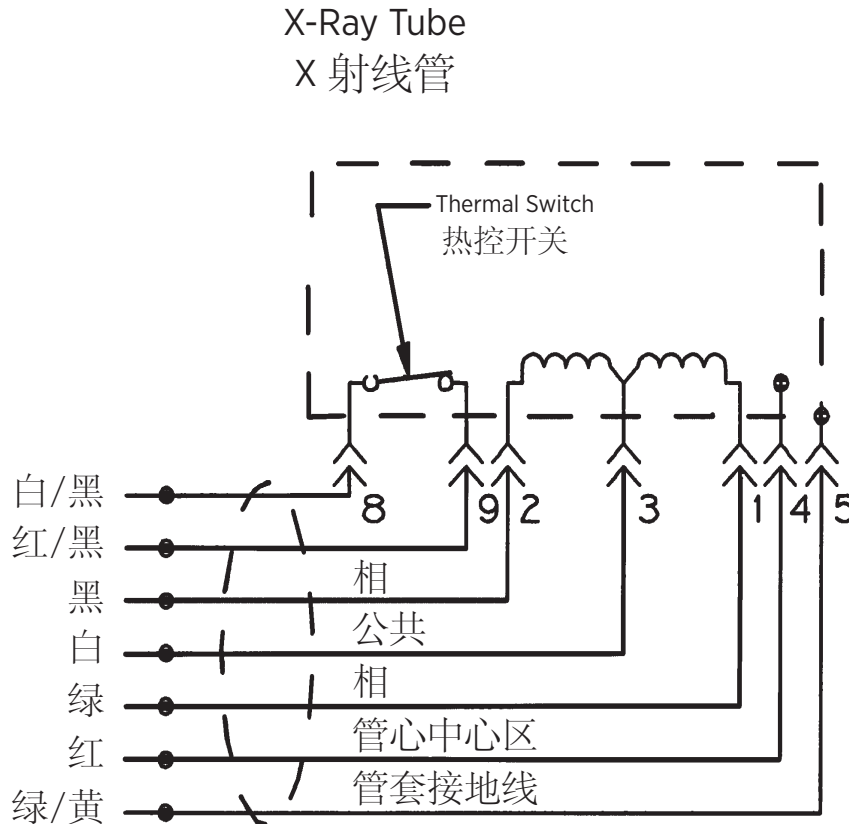
Note:
1. (kW) of Exposure Equals mA x kV.
For Example: 70 kV x 300 mA = 21 kW.
2. Exposures less than .010 seconds will have a kW rating same as .010 seconds.

注释:
1. 曝光功率 (kW) 等于 mA x kV。 例如: 70 kV x 300 mA = 21 kW。
2. 小于 .010 秒的曝光将与 .010 秒曝光具有相同的额定功率。

Nominal anode input power for the anode heat content 70%. IEC 60613

阳极热容量 70% 的标称阳极输入功率。 IEC 60613

Stator - Wiring Diagram 定子 - 连线图



Wire Color 导线颜色	Description 描述
1 Green 绿	Phase Shift 相移
2 Black 黑	Phase 相
3 White 白	Common 公共
4 Red 红	Center Section 管心中心区
5 Green/Yellow 绿/黄	Housing Ground 管套接地线
8 White/Black 白/黑	Thermal Switch 热控开关
9 Red/Black 红/黑	Thermal Switch 热控开关

"R" Stators	"R" 定子	
Black/White	黑/白	14 Ω
Green/White	绿/白	43 Ω
180 Hz Cap	180 Hz 电容	6 μF
60 Hz Cap	60 Hz 电容	30 μF

Stator Power:

Time to full speed of the anode is a function of the power rating of the "starter" and the weight / diameter of the anode. All Varex Imaging stator types are rated for regular speed and high speed starters.

Immediately following high speed anode rotation, the rotor speed must be reduced to 4000 r/min or less within 10 seconds using a suitable dynamic braking device.

No more than two high speed starts per minute are permissible. The starting voltage must never exceed 600 volts rms.

定子功率:

阳极达到全速的时间是“启动器”的额定功率以及阳极重量和直径的函数。万睿视影像所有型号的定子都按常速和高速启动器进行了检定。

高速阳极旋转后，转子的速度必须立即下降到 4000 转/分钟，或使用合适的电动制动装置在 10 秒内减速。

每分钟不允许有两次以上的高速启动。启动电压决不能高于 600 伏 rms。

Product Description

Maximum Peak Voltage 125 kV
 Anode to Ground 63 kV
 Cathode to Ground 63 kV

Maximum X-ray Tube Assembly Heat Content
 1,500 kJ (2.0 MHU)

Maximum Continuous Heat Dissipation
 (Includes stator heat)
 Refer to Heat Exchanger Brochure

Focal Point Position (Central Ray) Within 1mm
 (X,Y Direction from the center of radiation port.)

X-Ray Tube Assembly
 Permanent Filtration 1.0 mm Al IEC 60522

Loading Factors for Leakage Radiation
 125 kV, 30 mA

High Voltage Cable Receptacles Per IEC 60526

Ambient Air Temperature Limits for Operation
 5°C to 40°C

Temperature Limits for Storage and Transport
 -20°C to +75°C
 Humidity +10% to +90%
 Atmospheric Pressure Range 70 kPa to 106 kPa

Weight: Housing 34 kg (74.9 lbs)

IEC Classification Class I

Safety Devices: Thermal Switch
 Normally Closed Contact Opening at 85°C
 Closes at 74°C

Filament Frequency Limits 50 Hz - 25 kHz

产品说明

最大峰值电压 125 kV
 阳极到地 63 kV
 阴极到地 63 kV

最大 X 射线管组件热容量 ... 1,500 kJ (2.0 MHU)

最大连续散热
 (包括定子热量) 参考热转换器小册子

焦点位置 (中心射线) 在 1 mm 内。
 (源于辐射端口中心的 X,Y 方向)

X 射线管组件
 固有滤过 1.0 mm Al IEC 60522

泄漏辐射测试条件 125 kV, 30 mA

高压电缆容器 根据IEC 60526

环境气温工作限值 5°C 到 40°C

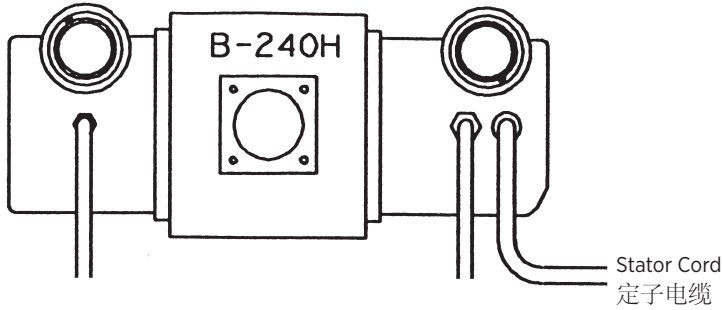
存储与运输温度限值 20°C 到 +75°C
 湿度 +10% 到 +90%
 大气压范围 70 kPa 到 106 kPa

管组件: 管套 34 kg (74.9 lbs)

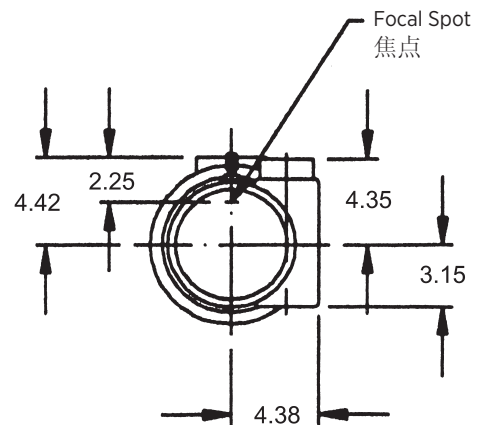
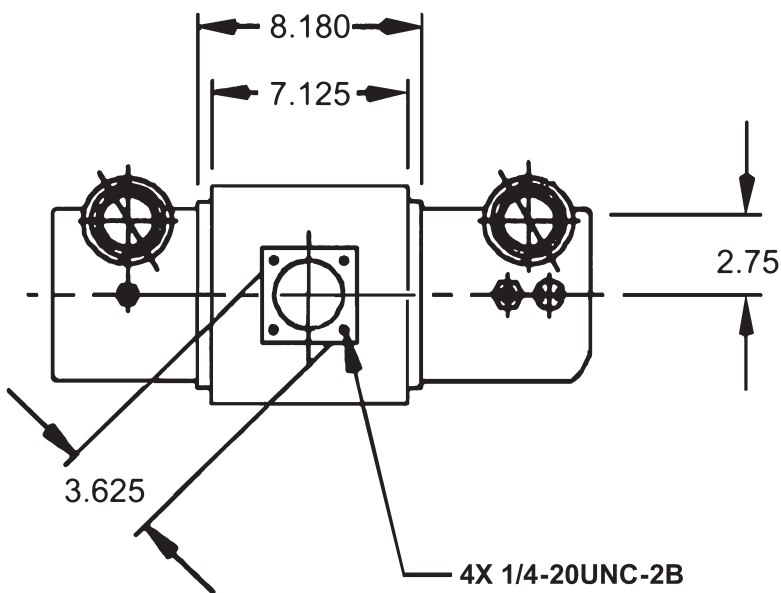

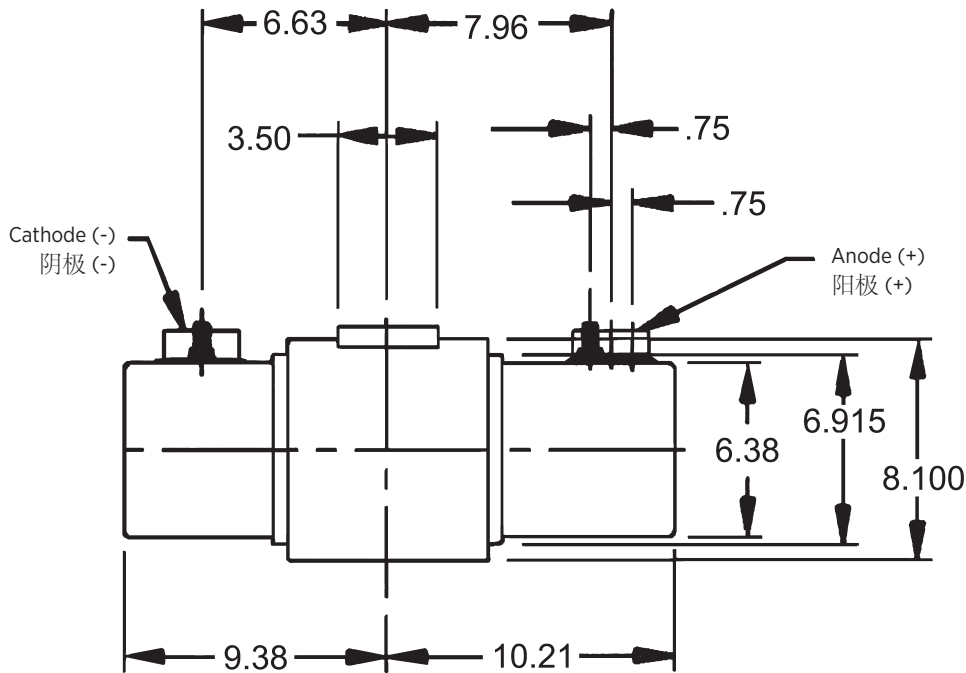
IEC 分级 1 类

安全性装置: 热控开关
 正常情况下为闭合接点 于 85°C
 关闭在74摄氏度

灯丝频率限值 50 Hz - 25 kHz

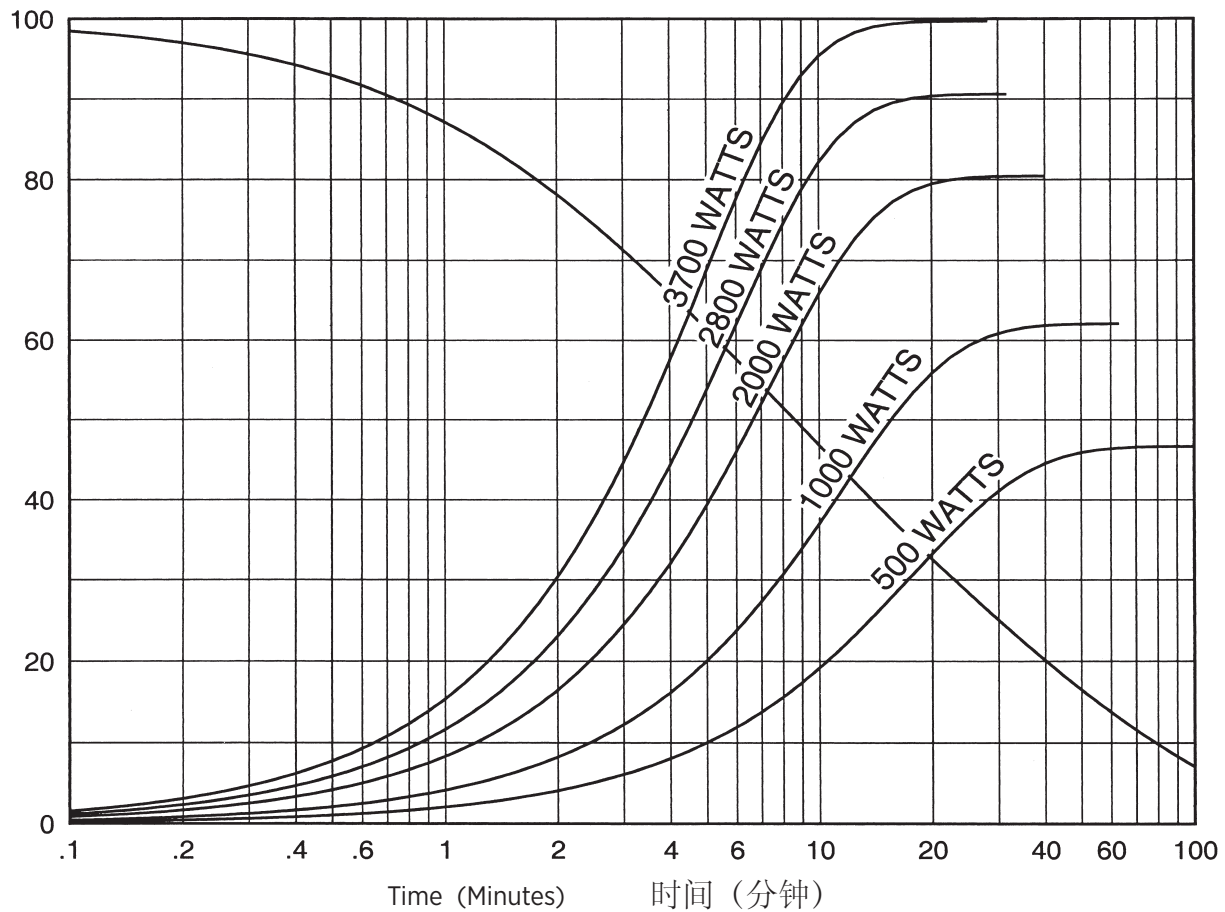


Dimensions are for Reference only
维度是供仅参考



Note: Dimensions in Inches
注：维度在英寸

Anode Heating and Cooling Curves
阳极加热与冷却曲线



Note:
Heating and cooling curves reflect maximum tube performance. Tube operation is ultimately limited by system software control.

注释:
加热与冷却曲线反映了管的最高性能。管的工作状况最终受系统软件控制的限制。