



Note: Document originally drafted in the English language.
注释：文件最初用英语起草。

Product Description

The B-115 housing is designed for Varex Imaging mammography inserts.

IEC Classification Class 1

Weight, Approximate:

Housing 10.2 kg (22.5 lbs)

Stator Cord 4.5 m (14 Ft)

Mounting Port

X-Ray Tube Assembly (Complies to).. IEC 60601-2-28

Caution: Tubes ran in the vertical position must have the two thermal switch configuration.

产品说明

B-115 管套经设计，可用于万睿视影像乳腺放射成像管芯。

IEC 分级： 1 类

近似重量：

管套 10.2 kg (22.5 lbs)

定子电缆 4.5 m (14 ft)

安装 端口

X 射线管组件（符合） IEC 60601-2-28

注意：在垂直位置运行的电子管必须具有两个热敏开关配置。

<u>Product Description</u>	
Nominal X-ray Tube Voltage	
Maximum Cathode to Ground	0 kV
Maximum Anode to Ground	39 - 49 kV
Grid Control Voltages: (If Applicable)	
Typical Bias Voltage for Focals	-5 to -100 Vdc
Maximum X-Ray Tube Heat Content	370 kJ (500 kHU)
Nominal Continuous Input Power	
Horizontal	100 Watts (135 HU/sec) IEC 60613:2010
Vertical	90 Watts (121.5 HU/sec) IEC 60613:2010
Maximum Housing Temperature	78°C
X-Ray Tube Assembly	
Permanent Filtration	0.63 mm Be IEC 60522/1999 (0.0mm Al/49 kV)
Leakage Technique Factors	49 kV, 2.0 mA
Cable Receptacles	Non Federal Standard 55 kV - Rating
Thermal Switch	
Open	normally closed 79.4°C ±3.9°C (175°F ±7°F) Rating - 10 A @ 240VAC
Second Thermal Switch for Vertical Applications ..	85°C ±3°C (185°F ±5.4°F) Rating - 10A @ 240VAC
Ambient Air Temperature Limits for Operation	5°C to 40°C
Temperature Limits for Storage and Transportation	-10°C to 75°C
Humidity	10% to 90%
Atmospheric Pressure Range	70 kPa to 106 kPa

<u>产品说明</u>	
X 射线管的标称管电压	
阴极与地线的最高电压	0 kV
阳极与地线的最高电压	39 - 49 kV
栅极控制电压：（如果适用）	
典型焦点偏压	-5 到 -100Vdc
最大 X 射线管组件热容量	370 kJ (500 kHU)
标称连续输入功率	
卧式	100 Watts (135 HU/sec) IEC 60613:2010
垂直	90 Watts (121.5 HU/sec) IEC 60613:2010
最大管套温度	78°C
X 射线管组件：	
固有滤过	0.63 mm Be IEC 60522/1999 (0.0mm Al/49 kV)
泄漏测试条件	49 kV, 2.0 mA
电缆插座	非联邦标准 55 kV - 额定
热控开关	
打开	正常闭合 79.4°C ±3.9°C (175°C ±7°C) 额定 - 10 A @ 240Vca
适用于垂直应用的第二热敏开关	85°C ±3°C (185°F ±5.4°F) 额定 - 10A @ 240Vca
环境气温工作限值	5°C 到 40°C
存储与运输温度限值	-10°C 到 75°C
湿度	10% 到 90%
大气压范围	70 kPa 到 106 kPa

注释 1 标准端口轴套尺寸
米制 M6 X 1.0 经请求可用

注释 2 **PORT BOSS DIMENSION** **For Determining Focal Spot to Port Distance**
端口轴套尺寸 确定焦点与端口之间的距离

M-101, M-101G, M-107, M-131, M-141, M-141G, M-143, RAD-855

标准/米制端口轴套
DIM. F = 2.97 INCHES [75.4mm]
DIM. I = 1.85 INCHES [47mm]

扩展端口轴套
DIM. F = 3.20 INCHES [81.3mm]
DIM. I = 2.08 INCHES [52.8mm]

M-145, M-147, M-147SP

标准/米制端口轴套
DIM. F = 2.97 INCHES [75.4mm]
DIM. I = 1.74 INCHES [44.2mm]

扩展端口轴套
DIM. F = 3.20 INCHES [81.3mm]
DIM. I = 1.97 INCHES [50.0mm]

M-105SP, M-109, M-149

标准/米制端口轴套
DIM. F = 2.97 INCHES [75.4mm]
DIM. I = 1.66 INCHES [42.2mm]

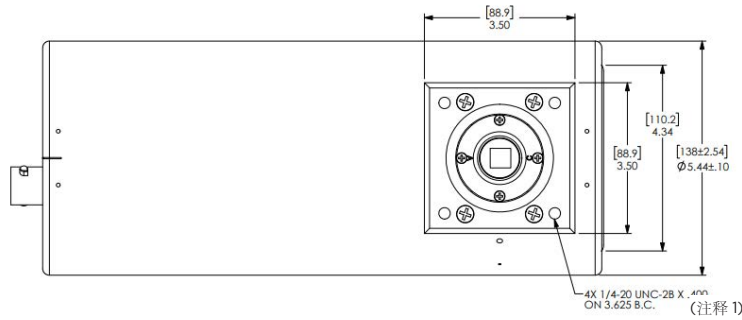
扩展端口轴套
DIM. F = 3.20 INCHES [81.3mm]
DIM. I = 1.89 INCHES [48mm]

BIANGULAR INSERTS 双角管芯
M-103T, M-113 Series, M-171

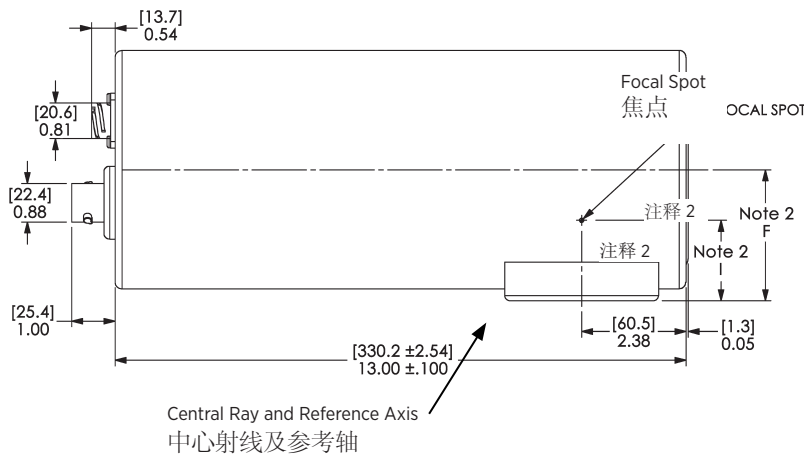
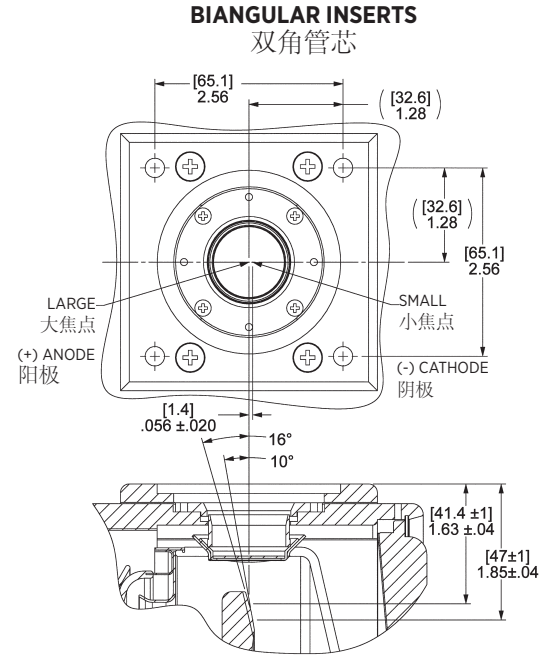
标准/米制端口轴套套
DIM. F = 2.97 INCHES [75.4mm]
DIM. I = 参考图画

扩展端口轴套
DIM. F = 3.20 INCHES [81.3mm]
DIM. I = 参考图画

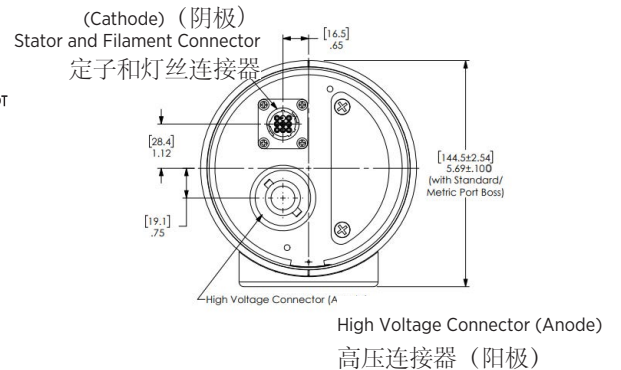
Note: Dimensions in [mm] Inches
注意: 尺寸以[mm]英寸为单位



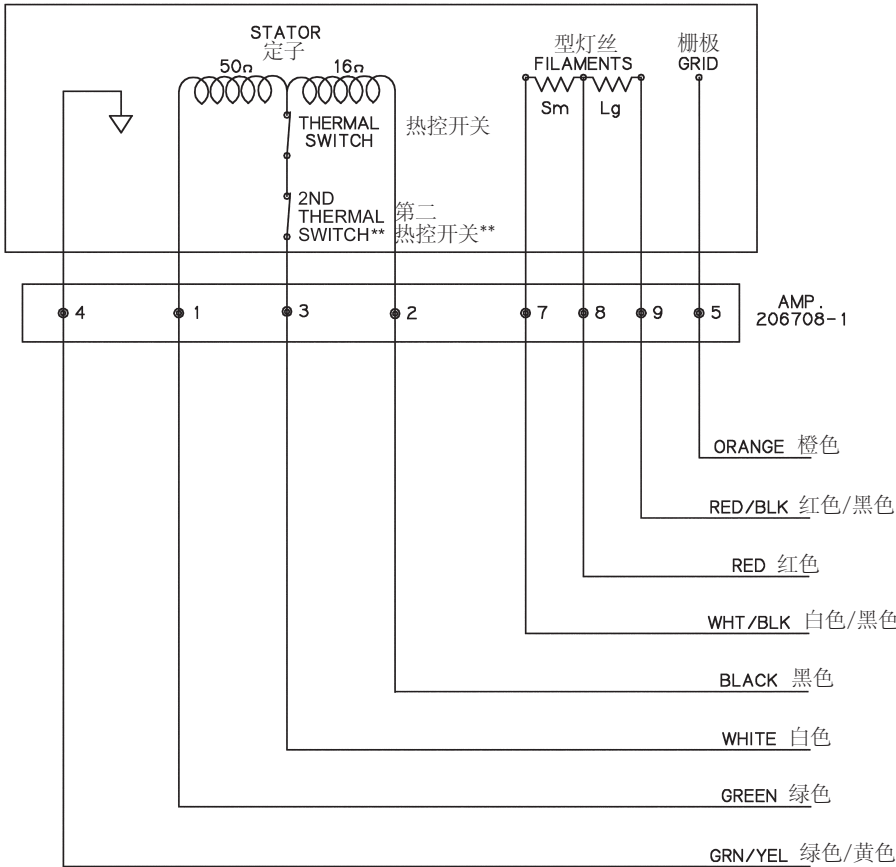
FRONT VIEW
看前部



Central Ray and Reference Axis
中心射线及参考轴



Stator Ratings and Characteristics
定子额定值及特征



Wire Color 导线颜色	Description 描述
1 Green 绿色	Phase Shift 相移
2 Black 黑色	Phase 相
3 White 白色	Common 公共
4 Green/Yellow 绿色/黄色	Housing Ground 管套接地线
5 Orange 橙色	Grid 栅极
7 White/Black 黑/白	Small Filament 小型灯丝
8 Red 红色	Common Filament 普通灯丝
9 Red/Black 红色/黑色	Large Filament 大型灯丝

**2nd thermal switch for vertical applications only, installed at top of housing (cathode side)
**仅适用于垂直应用的第二热敏开关，其安装在外壳顶部（阴极侧）。

“STD” Stators	“STD” 定子	
Black/White	黑色 — 白色	16 Ω
Black/Green	黑色 — 绿色	66 Ω
Green/White	绿色 — 白色	50 Ω
180 Hz Cap	180 Hz 电容	6 μF
60 Hz Cap	60 Hz 电容	30 μF

Stator Drive Frequency 定子驱动频率	RPM
50 Hz	2800 - 3000
60 Hz	3400 - 3600
150 Hz	8500 - 9000
180 Hz	9500 - 10,800

Stator Power:
Time to full speed of the anode is a function of the power rating of the “starter” and the weight/diameter of the anode. All Varex Imaging stator types are rated for regular speed and high speed starters. Time to full speed of 71mm and 77mm anode series tubes is between 1.3 and 2.0 seconds.

Immediately following high speed anode rotation, the rotor speed must be reduced to 4000 r/min or less within 10 seconds using a suitable dynamic braking device.

No more than two high speed starts per minute are permissible.

Starter:	Start	Run
50/60 Hz	115 VAC	45 VAC
150/180 Hz	230 VAC	90 VAC

NOTE:
For non gridded operation connect Grid Pin (Pin 5) to Filament Common (Pin 8).

定子功率:
阳极达到全速的时间是“启动器”的额定功率以及阳极重量和直径的函数。万睿视影像所有型号的定子都按常速和高速启动器进行了检定。71mm和77mm阳极系列管达到全速的时间在1.3到2.0秒之间。

高速阳极旋转后，转子的速度必须立即下降到4000转/分钟，或使用合适的电动制动装置在10秒内减速。

每分钟不允许有两次以上的高速启动。

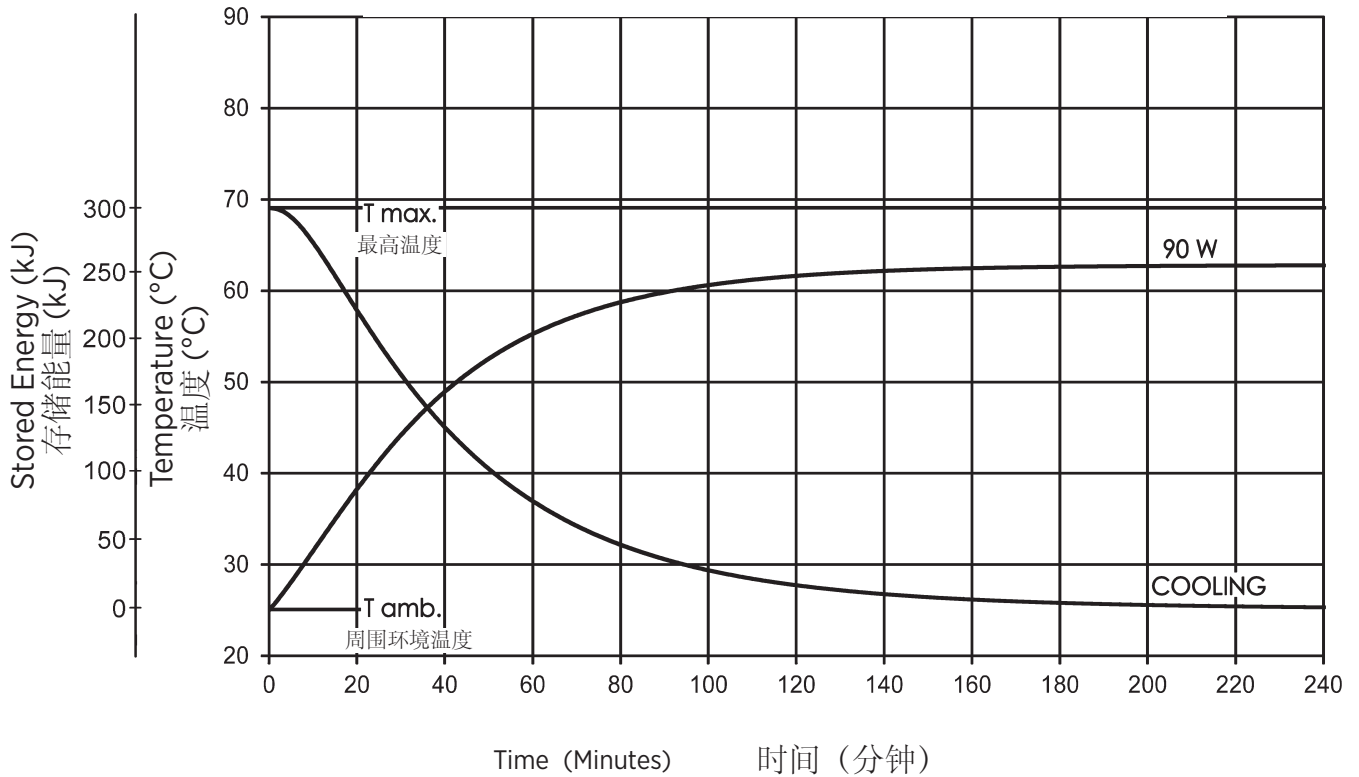
启动器:	启动	运行
50/60 Hz	115 VAC	45 VAC
150/180 Hz	230 VAC	90 VAC

注释:
对于非栅极化操作，请将栅极针（针5）与普通灯丝（针8）连接。

Temperature Limits - Horizontal Applications
温度限制-水平应用

X-Ray Tube Assembly Heating and Cooling Curves

X射线管组件加热/冷却曲线

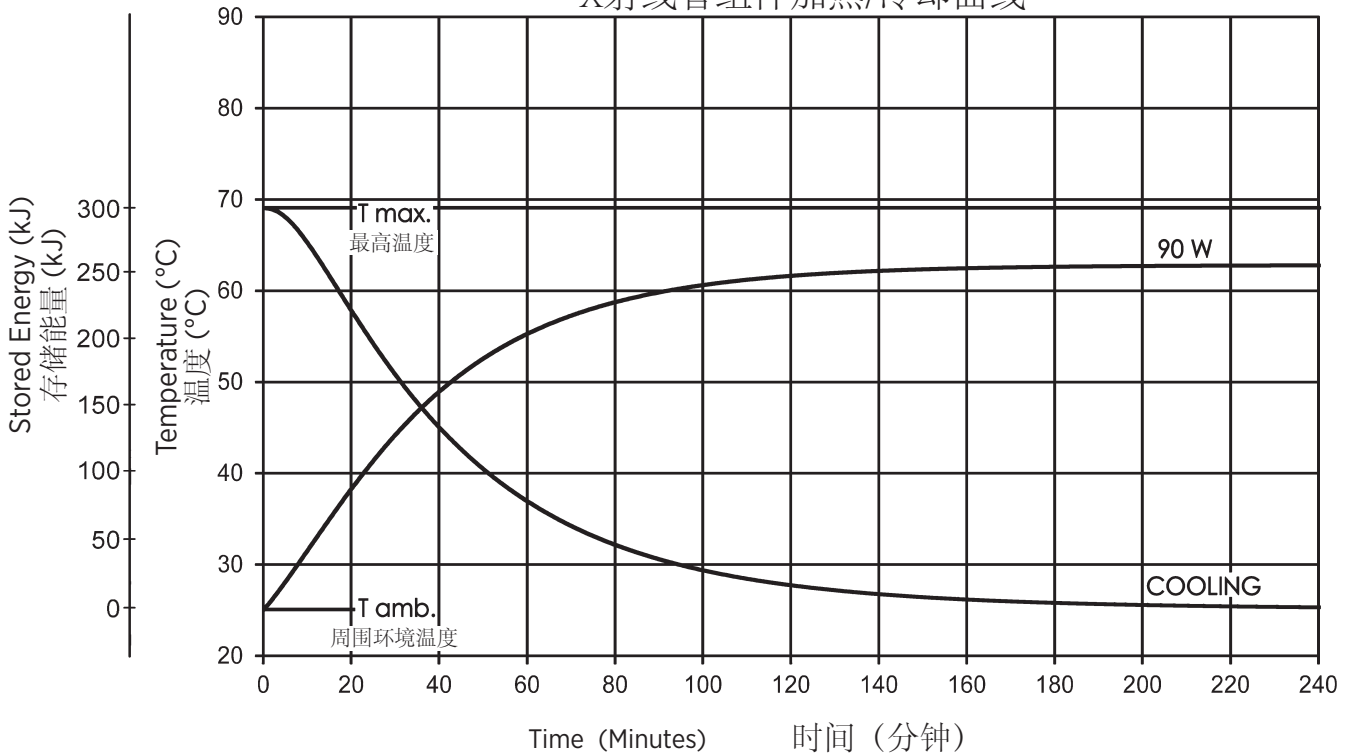


Note:
Heat inputs into housing include tube power, filament power, and stator power. Heating curves based on no restrictions of natural convection around tube housing assembly.

注释:
向管套的热量输入包括管功率、灯丝功率和定子功率。加热曲线以管套组件周围无自然对流的限制为根据。

Temperature Limits - Vertical Applications
温度限制-垂直应用

X-Ray Tube Assembly Heating and Cooling Curves
X射线管组件加热/冷却曲线



Note:
Heat inputs into housing include tube power, filament power, and stator power. Heating curves based on no restrictions of natural convection around tube housing assembly.

注释:
向管套的热量输入包括管功率、灯丝功率和定子功率。加热曲线以管套组件周围无自然对流的限制为根据。